



Global **Info** Analytics

Analytics . Polls . Modelling

**National Opinion Poll
2024 General Elections
4th April 2024
Part One:
Governance & Performance**



Executive Summary

EXECUTIVE SUMMARY

- ❑ An opinion poll by Global InfoAnalytics for the first quarter of 2024 shows 65% of voters believe Ghana is headed in the wrong direction compared to 25% who believe it is headed in the right direction.
- ❑ The poll shows majority of voters in all the regions believe Ghana is headed in the wrong direction. The Volta, Greater Accra and Western regions have the highest proportion of voters with a dim view about the direction of the country, 82%, 79% and 86% respectively.
- ❑ The poll also shows that while a small minority of voters from all parties believe Ghana is headed in the right direction, 60% of NPP voters believe Ghana is headed in the right direction. Only 7% of NDC voters believe Ghana is headed in the right direction. 13% of floating voters believe Ghana is headed in the right direction, 15% of those who did not disclose their party affiliation also said Ghana is headed in the right direction.
- ❑ On the job of approval of the President, 62% disapprove his performance while 32% approve of his performance, resulting in net approval rating of negative 40%. Majority of voters in all the regions disapprove of the performance of the President except in Bono East and Eastern regions.
- ❑ The poll also shows that 52% of voters believe the government has performed very poor/poor. 6% said it has performed excellent, 29% said very good/good and 13% said it has performed averagely.
- ❑ With regards to voters' standard of living in the last 12 months, 51% suggest it has gotten worse, while 19% said it has improved, 24% say it is unchanged.

EXECUTIVE SUMMARY

- ❑ Majority of voters, 52%, believe corruption under NPP government has increased with 19% saying it has improved and 24% said it is unchanged.
- ❑ For the second time in our tracking poll, the poll shows voters' confidence in the Ghana Police Service and the Electoral Commission soaring when it comes managing election security and the elections. 64% of voters now have confidence in the Police service compared to 28% who do not have confidence in the service.
- ❑ For the EC, 59% of voters have confidence in the election body compared to 32% who do not have confidence in the commission.
- ❑ On the Free SHS policy, the poll suggests that 67% of voters have benefited directly from the policy while 33% did not benefit from it. 61% of voters believe the policy has brought financial relief to them, while 31% said it did not and 8% have no opinion. On the question of whether the time has come for the policy to be reviewed in the light of the numerous challenges, 67% of voters believe it should be reviewed compared to 24% who said it should not be reviewed with further 9% saying they have no opinion.
- ❑ On the controversial LGBTQ+ bill which was passed by parliament, the poll shows that 59% of voters support its approval, 32% do not support the bill and 9% did not have an opinion.
- ❑ However, on whether the refusal of the President to assent the bill will have electoral consequences, majority of voters, 50%, said his refusal to sign the bill will not influence their vote in the December elections, while 37% said it will and 13% did not have opinion.



Methodology & Approach

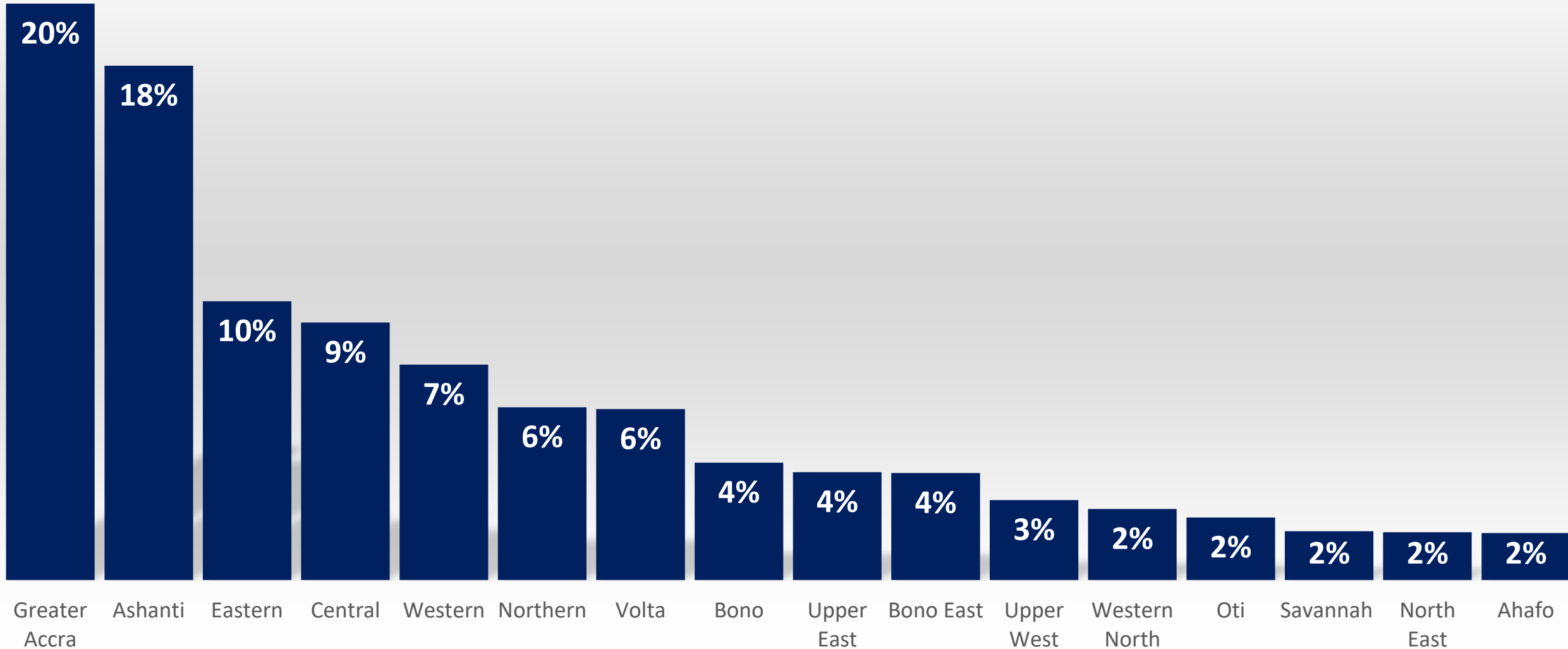
Methodology and Approach:

- Sample size: 6,128 voters were interviewed of which 5,928 responded to questions on who they intend to vote in the December 2024 elections.
- Confidence level: 99% and Margin of Error of 1.66%.
- The Electoral Commission's 2023 voters register was used as sample frame.
- 30 percent of constituencies from each region was randomly selected and allocated the regional quota based on total voters in each of the selected constituencies.
- Voters are selected randomly in the communities to respond to the polls. Poll are not carried out in churches, mosques, associations or in groups to avoid herding.
- The presidential result is based on "likely voters" model. However, the regional and constituency polls are based on all voters' model which includes responses of voters who have indicated that they will not vote.
- The poll is cross-sectional and was carried out in 82 constituencies in all the 16 regions.
- The weighted poll uses the following 90 days moving average of party affiliations:
 - NPP 30%
 - NDC 34%
 - Floating voters 18%
 - other parties 2% and
 - Not disclosed 15%.
- Demographic analysis of the results would have higher margin of error.
- Field interviews were conducted between 22nd March to 30th March 24



Regional Sample Allocation

Regional Sample Allocations (%)



Sample Allocations-Constituencies and Gender

Regions	Constituencies	Gender			Total
		Male	Female	Other	
Ahafo	Asutifi South	28	27	0	55
	Asutifi North	24	29	0	53
	Total	52	56	0	108
Ashanti	Manso Nkwanta	35	32	0	67
	Offinso North	30	24	0	54
	Sekyere Afram Plains	25	26	0	51
	Asante Akim Central	30	29	0	59
	Asante Akim North	30	25	0	55
	Atwima Nwabiagya South	52	40	0	92
	Offinso South	41	44	0	85
	Asante Akim South	39	41	0	80
	Asawase	58	58	0	116
	Adansi Asokwa	22	24	0	46
	Ahafo Ano North	31	26	0	57
	Atwima Mponua	39	45	0	84
	Bantama	50	41	0	91
	Kwadaso	49	42	0	91
	Total	531	497	0	1028
	Bono	Berekum West	21	13	0
Dormaa East		20	21	0	41
Sunyani West		50	32	2	84
Jaman North		43	41	0	84
Total	134	107	2	243	
Bono East	Kintampo North	38	45	0	83
	Pru West	21	20	0	41
	Atebubu/Amantin	42	38	0	80
Total	101	103	0	204	
Central	Assin Central	26	22	0	48
	Mfantseman	48	47	0	95
	Gomoa East	56	57	0	113
	Cape Coast South	26	26	0	52
	Twifo Atti Morkwa	27	30	0	57
	Ajumako Enyan Esiam	41	42	0	83
	Agona West	45	38	0	83
	Total	269	262	0	531



Regions	Constituencies	Gender			Total
		Male	Female	Other	
Eastern	Akuapem South	36	15	0	51
	Abuakwa South	29	30	0	59
	Abuakwa North	26	23	0	49
	Upper West Akim	41	22	0	63
	Okere	21	19	0	40
	Kwahu Afram Plains North	22	22	0	44
	New Juaben North	23	25	0	48
	Kade	37	39	0	76
	Nkawkaw	51	35	1	87
	Akim Oda	23	22	1	46
	Total	309	252	2	563
Greater Accra	Ningo Prampram	57	48	0	105
	Korle Klottedey	54	53	0	107
	Dadekotopon	70	65	0	135
	Okaikwei North	45	40	0	85
	Krowor	56	57	0	113
	Kpone-Katamanso	76	66	0	142
	Ledzokuku	85	84	0	169
	Ablekuma West	69	33	0	102
	Amasaman	98	74	0	172
	Shai-Osudoku	50	24	0	74
	Total	660	544	0	1204
Sele Northern	Kumbungu	46	37	0	83
	Tamale North	44	35	0	79
	Mion	34	34	0	68
	Wulesnsi	38	36	0	74
	Nanton	27	27	0	54
Total	189	169	0	358	
North East	Yunyoo	24	15	0	39
	Chereponi	41	17	0	58
Total	65	32	0	97	
Oti	Nkwanta North	36	31	0	67
	Krachi East	42	23	0	65
Total	78	54	0	132	
Savannah	Bole-Bamboi	30	32	0	62
	Daboya/Mankarigu	27	12	0	39
Total	57	44	0	101	

Sample Allocations-Constituencies and Gender

Regions	Constituencies	Gender			Total
		Male	Female	Other	
Upper East	Bolgatanga Central	30	28	0	58
	Builsa North	14	10	0	24
	Zebilla	27	25	0	52
	Pusiga	22	17	0	39
	Bawku Central	26	24	1	51
	Total	119	104	1	224
Upper West	Sissala West	23	23	0	46
	Jirapa	36	19	0	55
	Wa West	34	27	1	62
	Total	93	69	1	163
Volta	Adaklu	28	27	2	57
	Ho Central	65	52	0	117
	Akatsi North	9	10	1	20
	North Tongu	38	39	0	77
	Akatsi South	43	30	0	73
	Total	183	158	3	344
Western	Kwesimintsim	34	34	0	68
	Ahanta West	58	45	0	103
	Ellembele	43	44	0	87
	Essikadu-Ketan	46	44	0	90
	Takoradi	33	32	0	65
	Total	214	199	0	413
Western North	Aowin	57	34	0	91
	Bodi	16	14	1	31
	Suaman	11	13	0	24
	Total	84	61	1	146
Grand Total		3073	2679	10	5762





Party Affiliation of Respondents-Constituencies

Party Affiliation of Respondents-Constituencies



		Party Affiliation						
			NPP	NDC	Floating Voters	Other Parties	Not Disclosed	Total
Ahafo	Asutifi South	Freq	14	3	9	0	29	55
		Row %	25.45%	5.45%	16.36%	0.00%	52.73%	50.93%
	Asutifi North	Freq	12	8	32	1	0	53
		Row %	22.64%	15.09%	60.38%	1.89%	0.00%	49.07%
Total	Freq	26	11	41	1	29	108	
Ashanti	Manso Nkwanta	Freq	41	8	2	0	15	66
		Row %	62.12%	12.12%	3.03%	0.00%	22.73%	6.45%
	Offinso North	Freq	17	6	8	2	21	54
		Row %	31.48%	11.11%	14.81%	3.70%	38.89%	5.28%
	Sekyere Afram Plains	Freq	9	4	10	3	24	50
		Row %	18.00%	8.00%	20.00%	6.00%	48.00%	4.89%
	Asante Akim Central	Freq	26	12	14	3	3	58
		Row %	44.83%	20.69%	24.14%	5.17%	5.17%	5.67%
	Asante Akim North	Freq	18	9	0	0	28	55
		Row %	32.73%	16.36%	0.00%	0.00%	50.91%	5.38%
	Atwima Nwabiagya South	Freq	66	6	12	0	8	92
		Row %	71.74%	6.52%	13.04%	0.00%	8.70%	8.99%
	Offinso South	Freq	44	9	4	5	23	85
		Row %	51.76%	10.59%	4.71%	5.88%	27.06%	8.31%
	Asante Akim South	Freq	40	24	7	0	9	80
		Row %	50.00%	30.00%	8.75%	0.00%	11.25%	7.82%
	Asawase	Freq	51	65	0	0	0	116
		Row %	43.97%	56.03%	0.00%	0.00%	0.00%	11.34%
	Adansi Asokwa	Freq	24	17	0	0	5	46
		Row %	52.17%	36.96%	0.00%	0.00%	10.87%	4.50%
	Ahafo Ano North	Freq	41	11	3	0	2	57
		Row %	71.93%	19.30%	5.26%	0.00%	3.51%	5.57%
	Atwima Mponua	Freq	16	3	20	0	43	82
		Row %	19.51%	3.66%	24.39%	0.00%	52.44%	8.02%
	Bantama	Freq	6	2	30	0	53	91
		Row %	6.59%	2.20%	32.97%	0.00%	58.24%	8.90%
	Kwadaso	Freq	4	1	32	0	54	91
		Row %	4.40%	1.10%	35.16%	0.00%	59.34%	8.90%
Total	Freq	403	177	142	13	288	1023	
Bono	Berekum West	Freq	3	9	4	0	18	34
		Row %	8.82%	26.47%	11.76%	0.00%	52.94%	13.99%
	Dormaa East	Freq	12	1	12	3	13	41
		Row %	29.27%	2.44%	29.27%	7.32%	31.71%	16.87%
	Sunyani West	Freq	17	7	37	4	19	84
		Row %	20.24%	8.33%	44.05%	4.76%	22.62%	34.57%
	Jaman North	Freq	8	26	15	0	35	84
		Row %	9.52%	30.95%	17.86%	0.00%	41.67%	34.57%
	Total	Freq	40	43	68	7	85	243

		Party Affiliation						
			NPP	NDC	Floating Voters	Other Parties	Not Disclosed	Total
Bono East	Kintampo North	Freq	16	16	16	12	21	81
		Row %	19.75%	19.75%	19.75%	14.81%	25.93%	40.10%
	Pru West	Freq	14	17	5	1	4	41
		Row %	34.15%	41.46%	12.20%	2.44%	9.76%	20.30%
	Atebubu/Amantin	Freq	25	17	21	10	7	80
		Row %	31.25%	21.25%	26.25%	12.50%	8.75%	39.60%
Total	Freq	55	50	42	23	32	202	
Central	Assin Central	Freq	31	13	2	0	2	48
		Row %	64.58%	27.08%	4.17%	0.00%	4.17%	9.06%
	Mfantseman	Freq	29	38	19	1	8	95
		Row %	30.53%	40.00%	20.00%	1.05%	8.42%	17.92%
	Gomoa East	Freq	36	42	16	1	18	113
		Row %	31.86%	37.17%	14.16%	0.88%	15.93%	21.32%
	Cape Coast South	Freq	20	20	4	2	6	52
		Row %	38.46%	38.46%	7.69%	3.85%	11.54%	9.81%
	Twifo Atti Morkwa	Freq	21	26	0	0	9	56
		Row %	37.50%	46.43%	0.00%	0.00%	16.07%	10.57%
	Ajumako Enyan Esiam	Freq	28	33	5	1	16	83
		Row %	33.73%	39.76%	6.02%	1.20%	19.28%	15.66%
Agona West	Freq	38	34	6	0	5	83	
	Row %	45.78%	40.96%	7.23%	0.00%	6.02%	15.66%	
Total	Freq	203	206	52	5	64	530	
Eastern	Akuapem South	Freq	43	4	0	0	3	50
		Row %	86.00%	8.00%	0.00%	0.00%	6.00%	8.93%
	Abuakwa South	Freq	24	4	23	0	7	58
		Row %	41.38%	6.90%	39.66%	0.00%	12.07%	10.36%
	Abuakwa North	Freq	36	13	0	0	0	49
		Row %	73.47%	26.53%	0.00%	0.00%	0.00%	8.75%
	Upper West Akim	Freq	24	15	1	0	23	63
		Row %	38.10%	23.81%	1.59%	0.00%	36.51%	11.25%
	Okere	Freq	20	6	3	0	11	40
		Row %	50.00%	15.00%	7.50%	0.00%	27.50%	7.14%
	Kwahu Afram Plains North	Freq	12	27	4	0	0	43
		Row %	27.91%	62.79%	9.30%	0.00%	0.00%	7.68%
	New Juaben North	Freq	22	19	0	0	7	48
		Row %	45.83%	39.58%	0.00%	0.00%	14.58%	8.57%
	Kade	Freq	31	8	22	2	13	76
		Row %	40.79%	10.53%	28.95%	2.63%	17.11%	13.57%
	Nkawkaw	Freq	16	8	53	7	3	87
		Row %	18.39%	9.20%	60.92%	8.05%	3.45%	15.54%
Akim Oda	Freq	29	6	9	0	2	46	
	Row %	63.04%	13.04%	19.57%	0.00%	4.35%	8.21%	
Total	Freq	257	110	115	9	69	560	

Party Affiliation of Respondents-Constituencies

		Party Affiliation							
			NPP	NDC	Floating Voters	Other Parties	Not Disclosed	Total	
Greater Accra	Ningo Prampram	Freq	0	6	3	0	96	105	
		Row %	0.00%	5.71%	2.86%	0.00%	91.43%	8.74%	
	Korle Klottey	Freq	10	70	10	0	17	107	
		Row %	9.35%	65.42%	9.35%	0.00%	15.89%	8.91%	
	Dadekotopon	Freq	46	78	11	0	0	135	
		Row %	34.07%	57.78%	8.15%	0.00%	0.00%	11.24%	
	Okaikwei North	Freq	21	23	41	0	0	85	
		Row %	24.71%	27.06%	48.24%	0.00%	0.00%	7.08%	
	Krowor	Freq	45	39	5	3	21	113	
		Row %	39.82%	34.51%	4.42%	2.65%	18.58%	9.41%	
	Kpone-Katamanso	Freq	33	85	7	0	16	141	
		Row %	23.40%	60.28%	4.96%	0.00%	11.35%	11.74%	
	Ledzokuku	Freq	18	31	117	0	2	168	
		Row %	10.71%	18.45%	69.64%	0.00%	1.19%	13.99%	
	Ablekuma West	Freq	43	51	8	0	0	102	
		Row %	42.16%	50.00%	7.84%	0.00%	0.00%	8.49%	
	Amasaman	Freq	68	48	40	0	15	171	
		Row %	39.77%	28.07%	23.39%	0.00%	8.77%	14.24%	
Shai-Osudoku	Freq	18	49	7	0	0	74		
	Row %	24.32%	66.22%	9.46%	0.00%	0.00%	6.16%		
	Total	Freq	302	480	249	3	167	1201	
Northern	Kumbungu	Freq	3	19	28	0	33	83	
		Row %	3.61%	22.89%	33.73%	0.00%	39.76%	23.18%	
	Tamale North	Freq	17	57	5	0	0	79	
		Row %	21.52%	72.15%	6.33%	0.00%	0.00%	22.07%	
	Mion	Freq	23	14	13	0	18	68	
		Row %	33.82%	20.59%	19.12%	0.00%	26.47%	18.99%	
	Wulesnsi	Freq	17	52	4	0	1	74	
		Row %	22.97%	70.27%	5.41%	0.00%	1.35%	20.67%	
	Nanton	Freq	29	23	0	2	0	54	
		Row %	53.70%	42.59%	0.00%	3.70%	0.00%	15.08%	
		Total	Freq	89	165	50	2	52	358
	North East	Yunyoo	Freq	11	6	1	3	18	39
Row %			28.21%	15.38%	2.56%	7.69%	46.15%	40.21%	
Chereponi		Freq	10	25	2	2	19	58	
		Row %	17.24%	43.10%	3.45%	3.45%	32.76%	59.79%	
	Total	Freq	21	31	3	5	37	97	
Oti	Nkwanta North	Freq	16	11	10	2	27	66	
		Row %	24.24%	16.67%	15.15%	3.03%	40.91%	51.97%	
	Krachi East	Freq	30	15	4	0	12	61	
		Row %	49.18%	24.59%	6.56%	0.00%	19.67%	48.03%	
	Total	Freq	46	26	14	2	39	127	



		Party Affiliation							
			NPP	NDC	Floating Voters	Other Parties	Not Disclosed	Total	
Savannah	Bole-Bamboi	Freq	13	28	8	0	13	62	
		Row %	20.97%	45.16%	12.90%	0.00%	20.97%	61.39%	
	Daboya/Mankarigu	Freq	20	10	4	1	4	39	
		Row %	51.28%	25.64%	10.26%	2.56%	10.26%	38.61%	
		Total	Freq	33	38	12	1	17	101
	Upper East	Bolgatanga Central	Freq	14	25	18	1	0	58
Row %			24.14%	43.10%	31.03%	1.72%	0.00%	26.01%	
Bulsa North		Freq	1	17	0	0	6	24	
		Row %	4.17%	70.83%	0.00%	0.00%	25.00%	10.76%	
Zebilla		Freq	9	21	20	0	2	52	
		Row %	17.31%	40.38%	38.46%	0.00%	3.85%	23.32%	
Pusiga		Freq	12	1	11	3	12	39	
		Row %	30.77%	2.56%	28.21%	7.69%	30.77%	17.49%	
Bawku Central		Freq	13	21	9	2	5	50	
		Row %	26.00%	42.00%	18.00%	4.00%	10.00%	22.42%	
	Total	Freq	49	85	58	6	25	223	
Upper West	Sissala West	Freq	11	34	0	0	0	45	
		Row %	24.44%	75.56%	0.00%	0.00%	0.00%	27.95%	
	Jirapa	Freq	10	30	10	0	4	54	
		Row %	18.52%	55.56%	18.52%	0.00%	7.41%	33.54%	
	Wa West	Freq	10	30	13	3	6	62	
		Row %	16.13%	48.39%	20.97%	4.84%	9.68%	38.51%	
	Total	Freq	31	94	23	3	10	161	
Volta	Adaklu	Freq	1	31	17	1	5	55	
		Row %	1.82%	56.36%	30.91%	1.82%	9.09%	16.08%	
	Ho Central	Freq	18	50	13	19	17	117	
		Row %	15.38%	42.74%	11.11%	16.24%	14.53%	34.21%	
	Akatsi North	Freq	2	9	4	1	4	20	
		Row %	10.00%	45.00%	20.00%	5.00%	20.00%	5.85%	
	North Tongu	Freq	7	64	1	1	4	77	
		Row %	9.09%	83.12%	1.30%	1.30%	5.19%	22.51%	
	Akatsi South	Freq	11	28	32	0	2	73	
		Row %	15.07%	38.36%	43.84%	0.00%	2.74%	21.35%	
	Total	Freq	39	182	67	22	32	342	

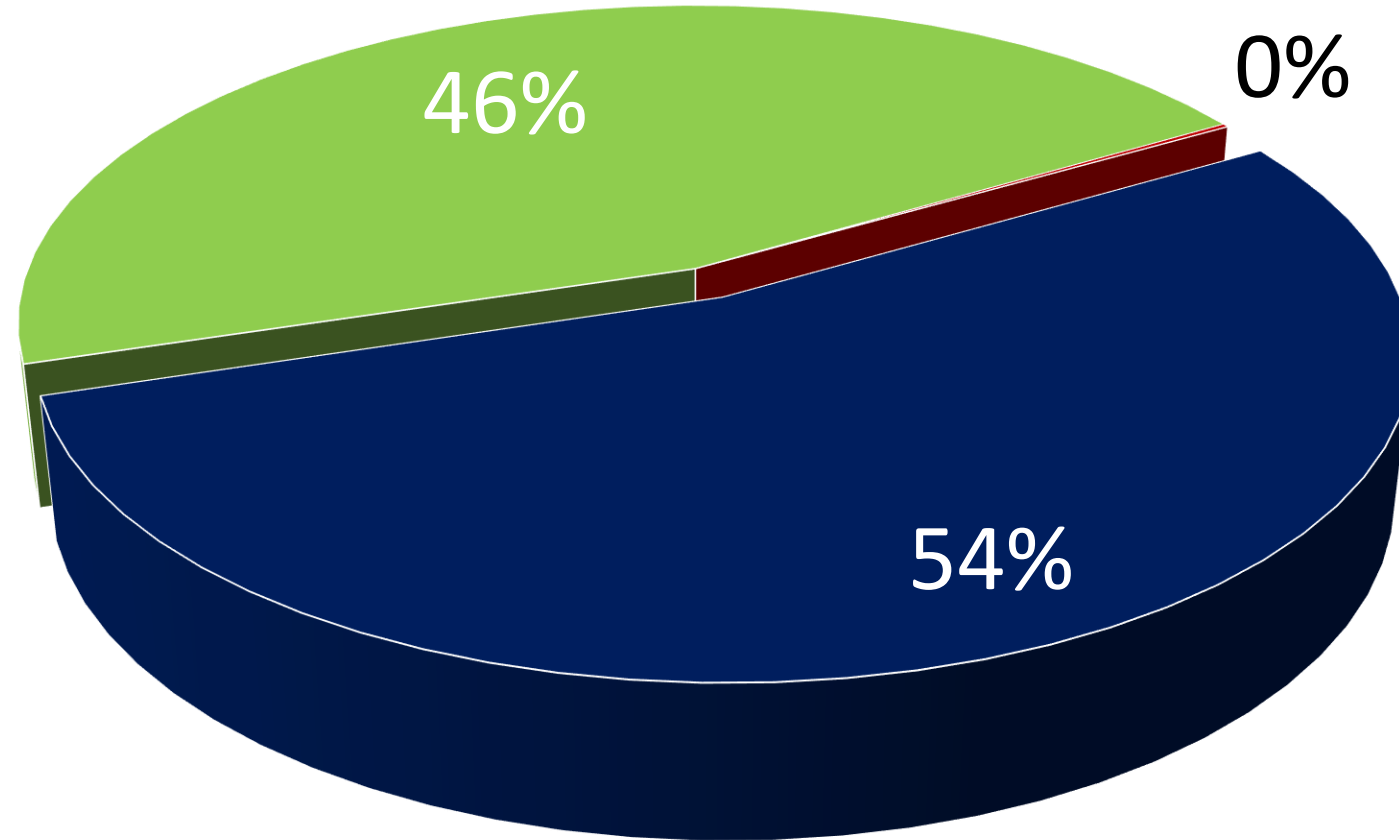
Party Affiliation of Respondents-Constituencies

		Party Affiliation							
			NPP	NDC	Floating Voters	Other Parties	Not Disclosed	Total	
Western	Kwesimintsim	Freq	12	20	25	3	7	67	
		Row %	17.91%	29.85%	37.31%	4.48%	10.45%	16.34%	
	Ahanta West	Freq	21	30	1	1	50	103	
		Row %	20.39%	29.13%	0.97%	0.97%	48.54%	25.12%	
	Ellembele	Freq	2	9	76	0	0	87	
		Row %	2.30%	10.34%	87.36%	0.00%	0.00%	21.22%	
	Essikadu-Ketan	Freq	31	21	11	14	12	89	
		Row %	34.83%	23.60%	12.36%	15.73%	13.48%	21.71%	
	Takoradi	Freq	11	11	38	4	0	64	
		Row %	17.19%	17.19%	59.38%	6.25%	0.00%	15.61%	
		Total	Freq	77	91	151	22	69	410
	Western North	Aowin	Freq	35	22	9	1	24	91
Row %			38.46%	24.18%	9.89%	1.10%	26.37%	62.33%	
Bodi		Freq	14	15	1	0	1	31	
		Row %	45.16%	48.39%	3.23%	0.00%	3.23%	21.23%	
Suaman		Freq	5	5	12	1	1	24	
		Row %	20.83%	20.83%	50.00%	4.17%	4.17%	16.44%	
	Total	Freq	54	42	22	2	26	146	



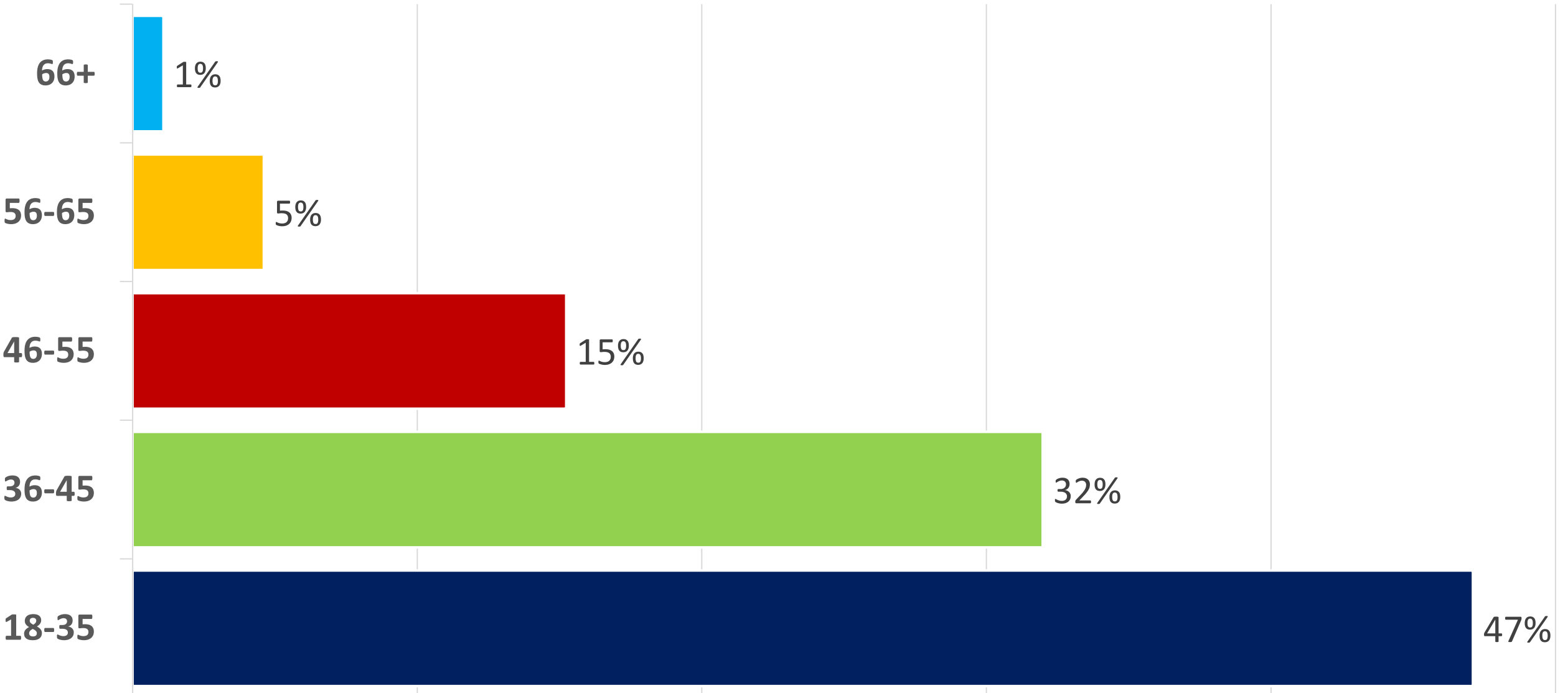
Demographics

Gender

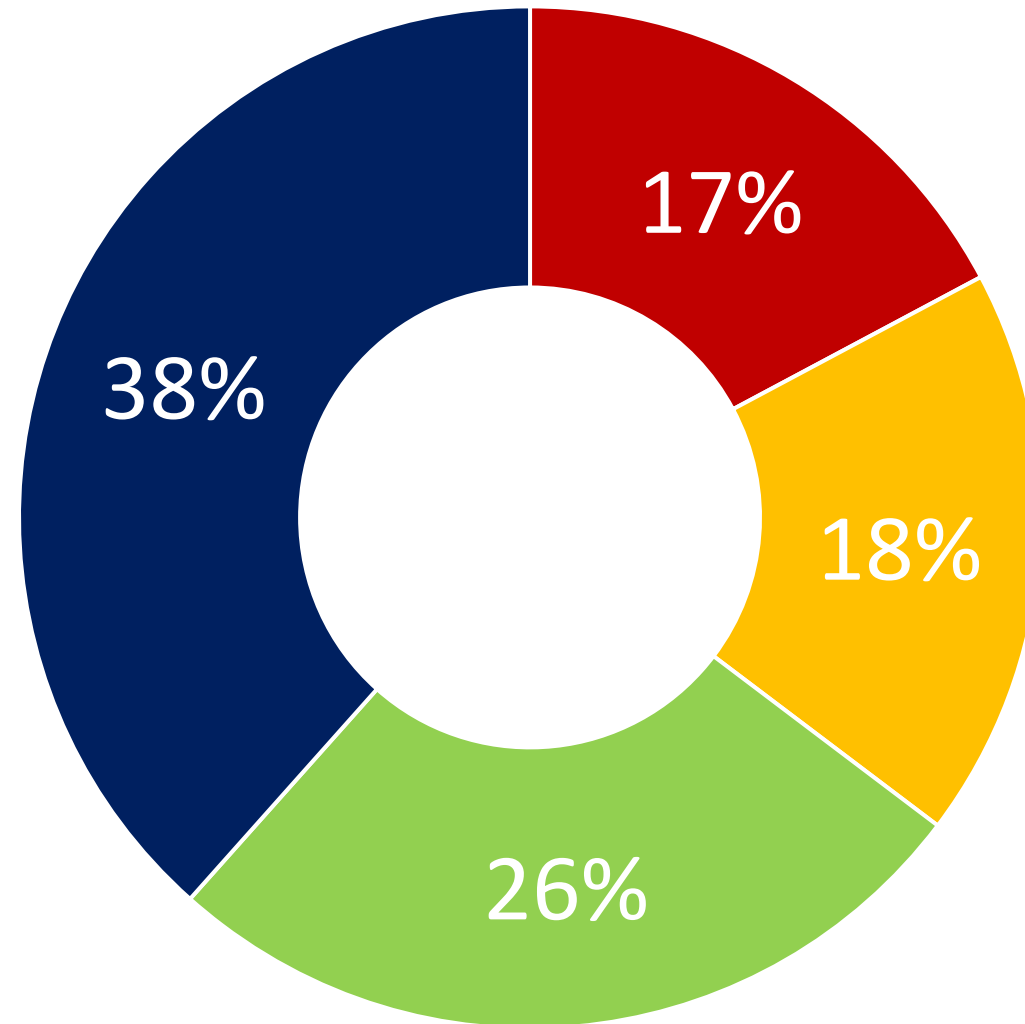


■ Male ■ Female ■ Other

Age Groups

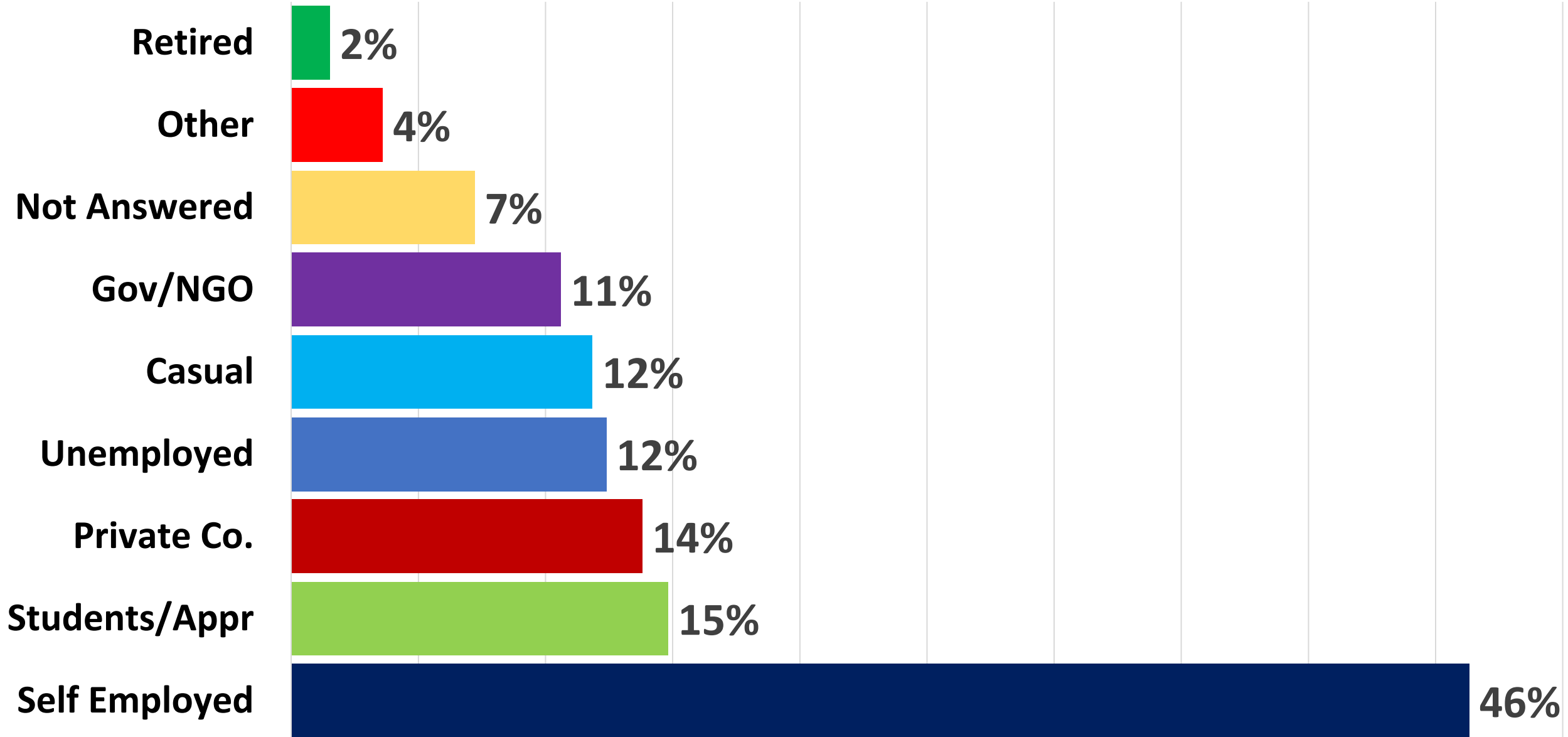


Education

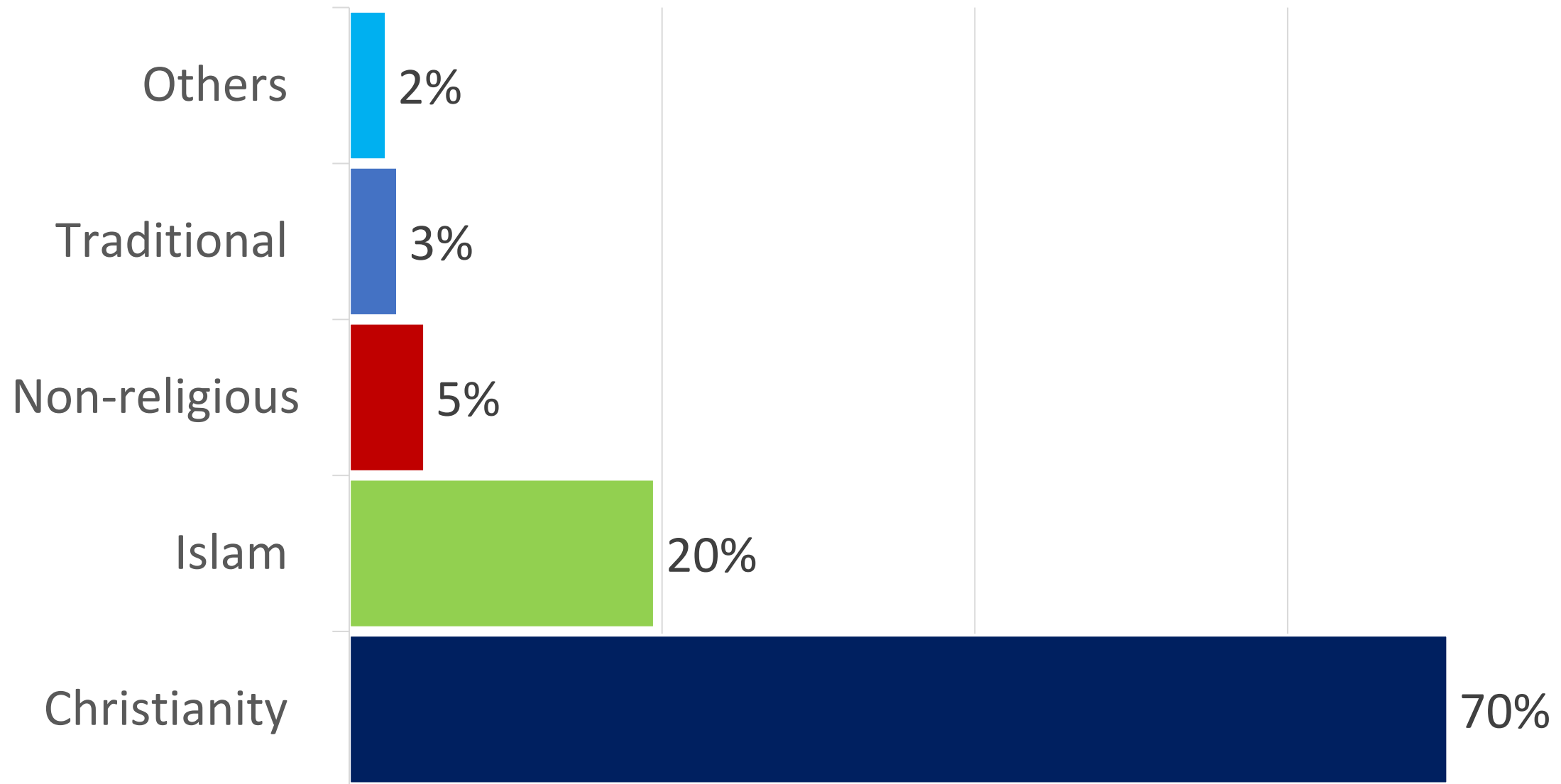


■ Junior High ■ No Education ■ Tertiary ■ Senior High

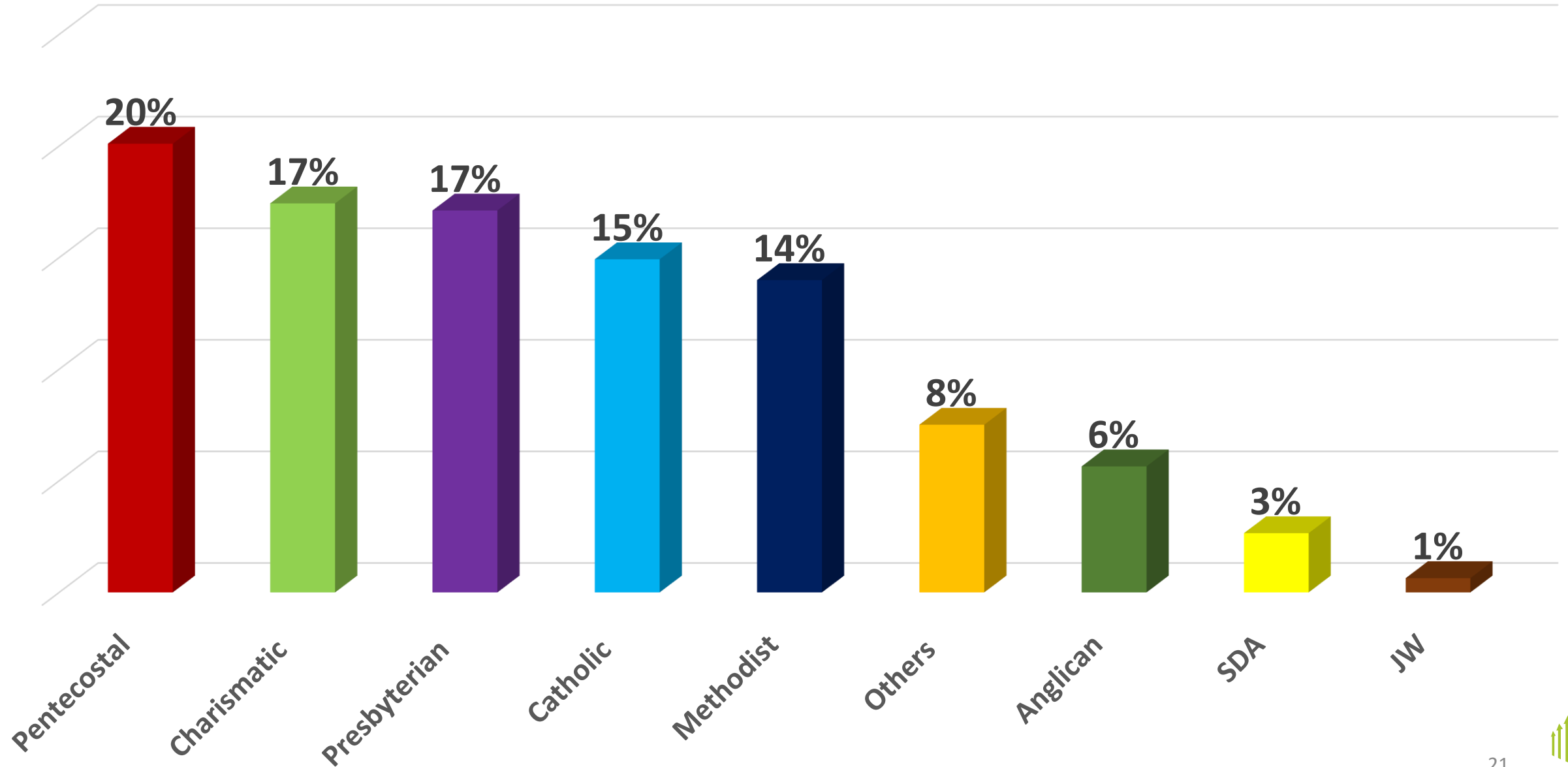
Employment



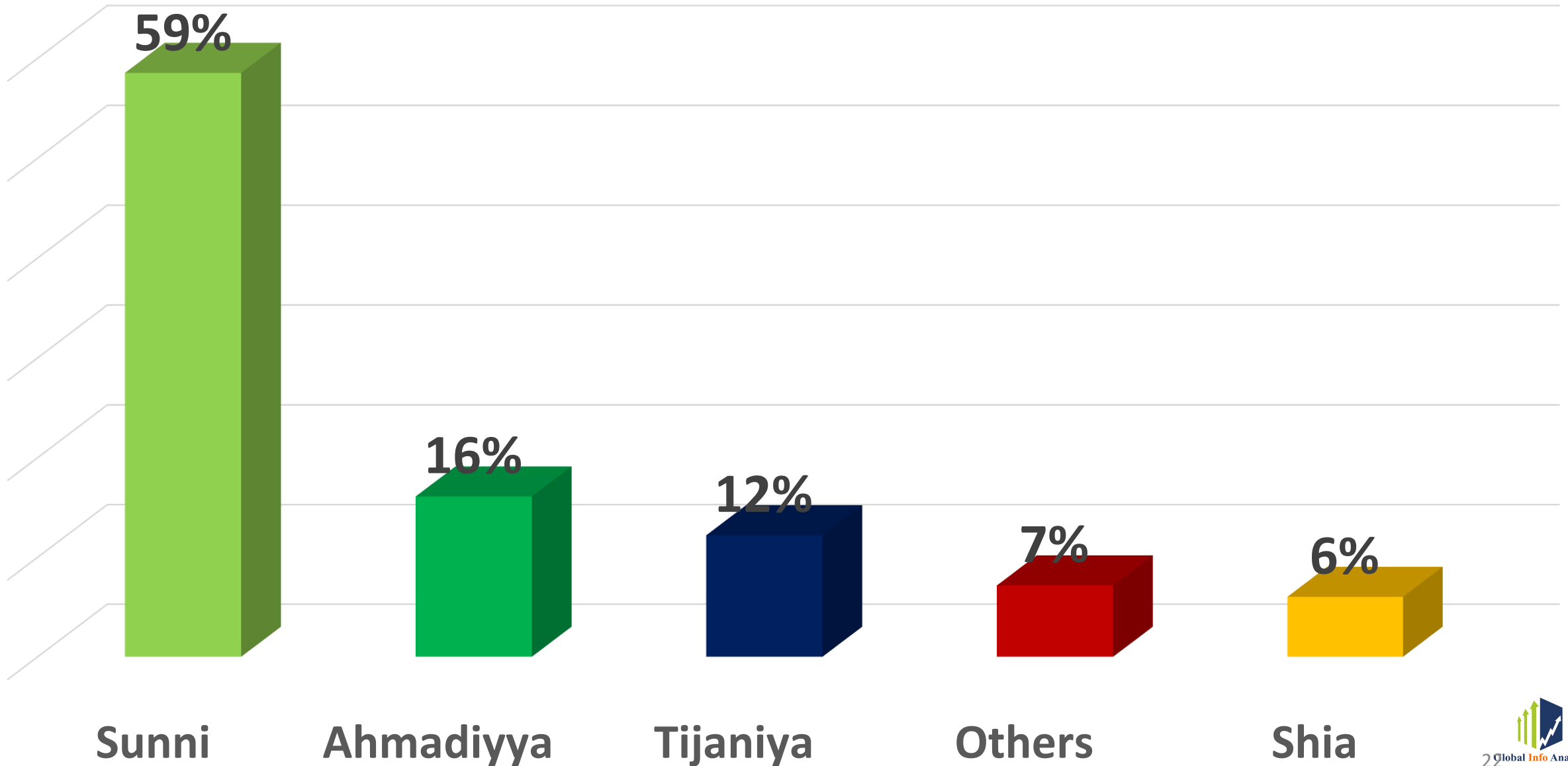
Religion



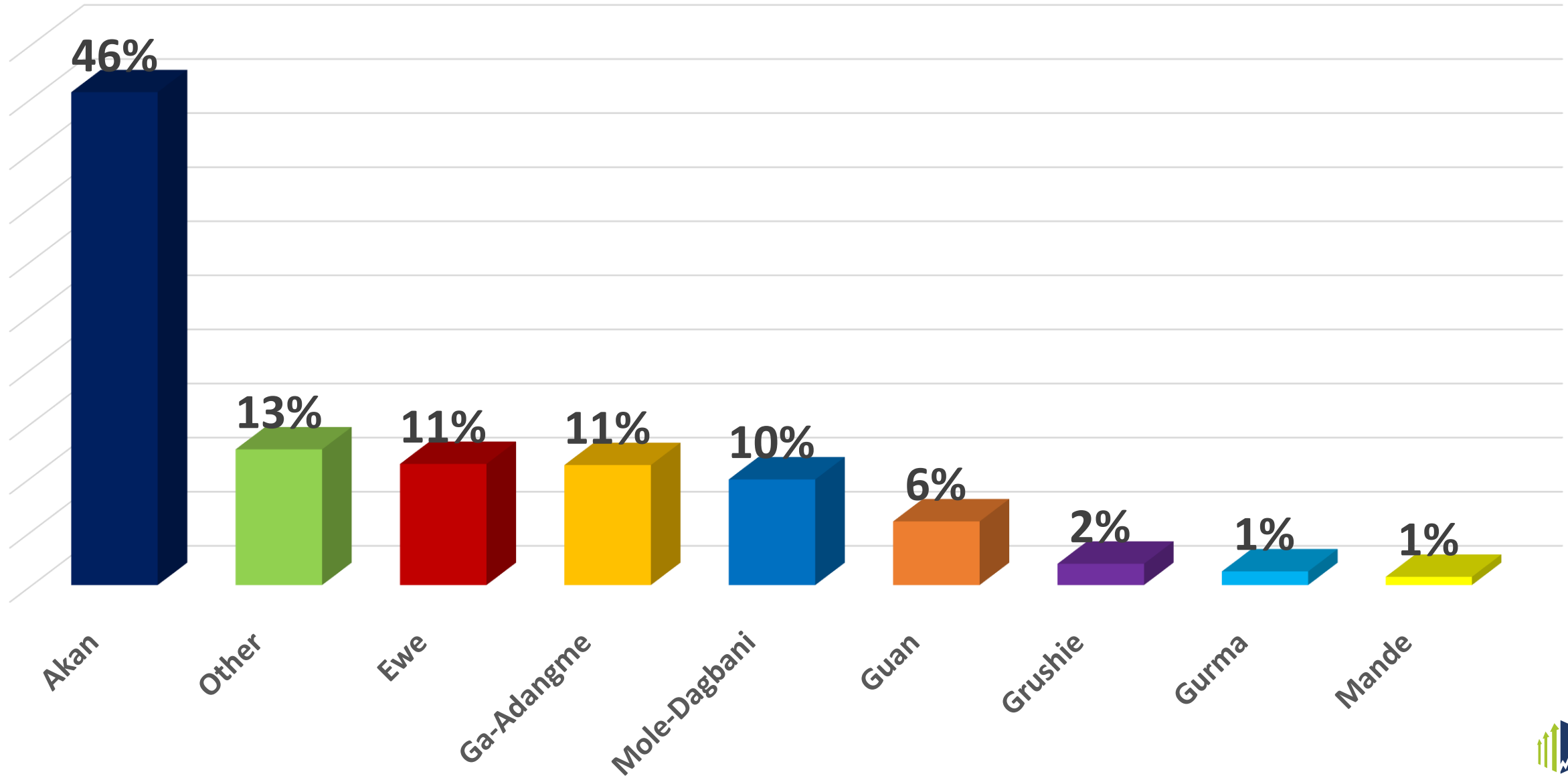
Christian Denominations



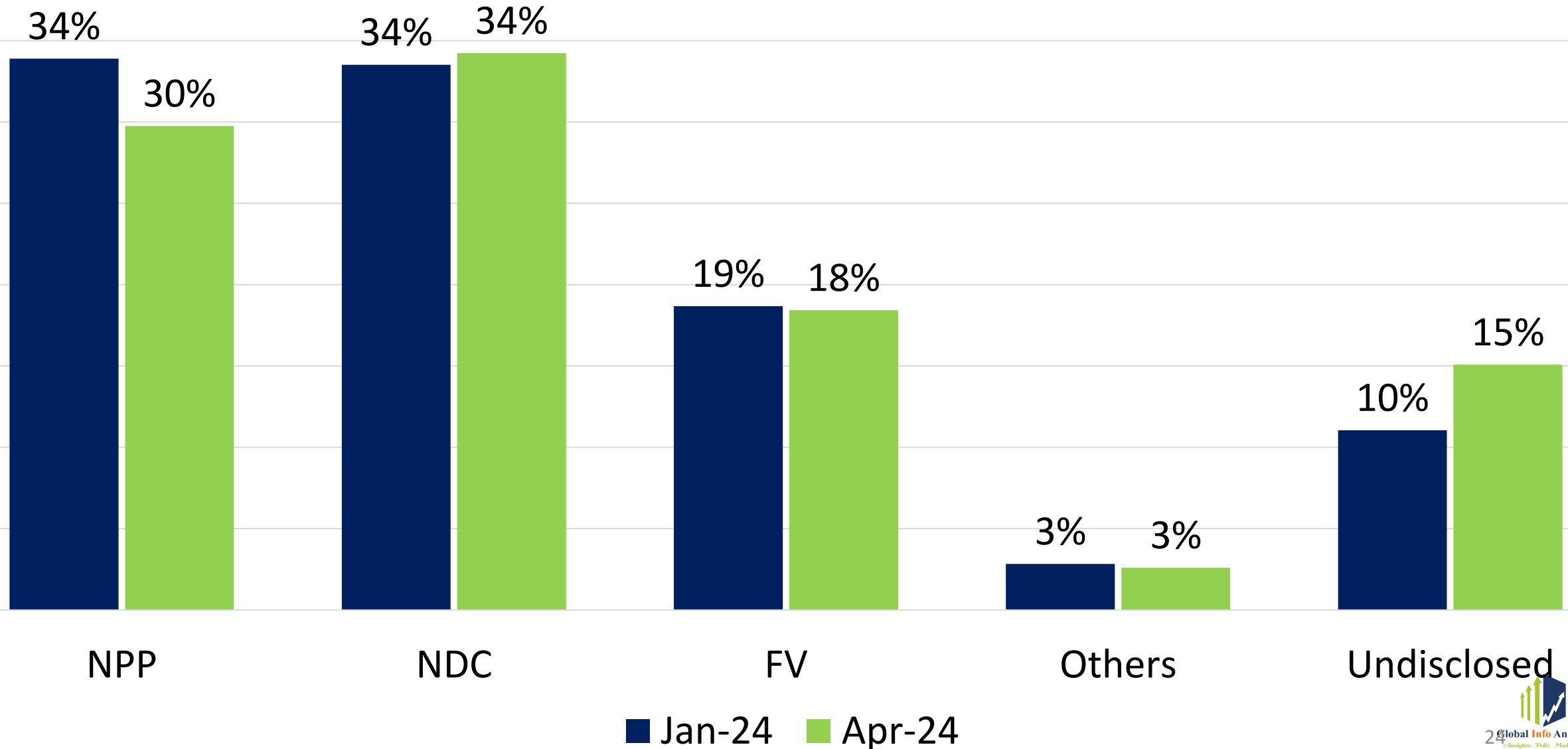
Islamic Sects



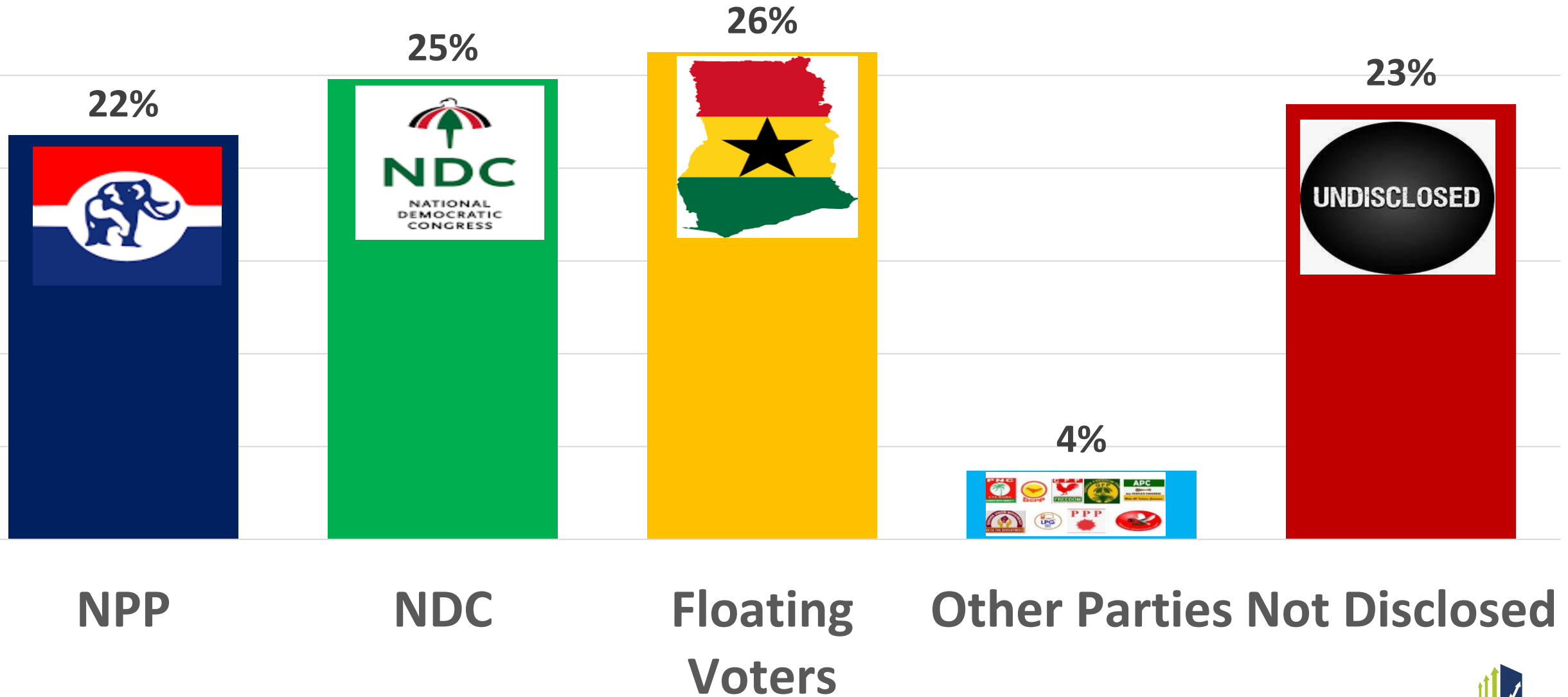
Ethnic Groups



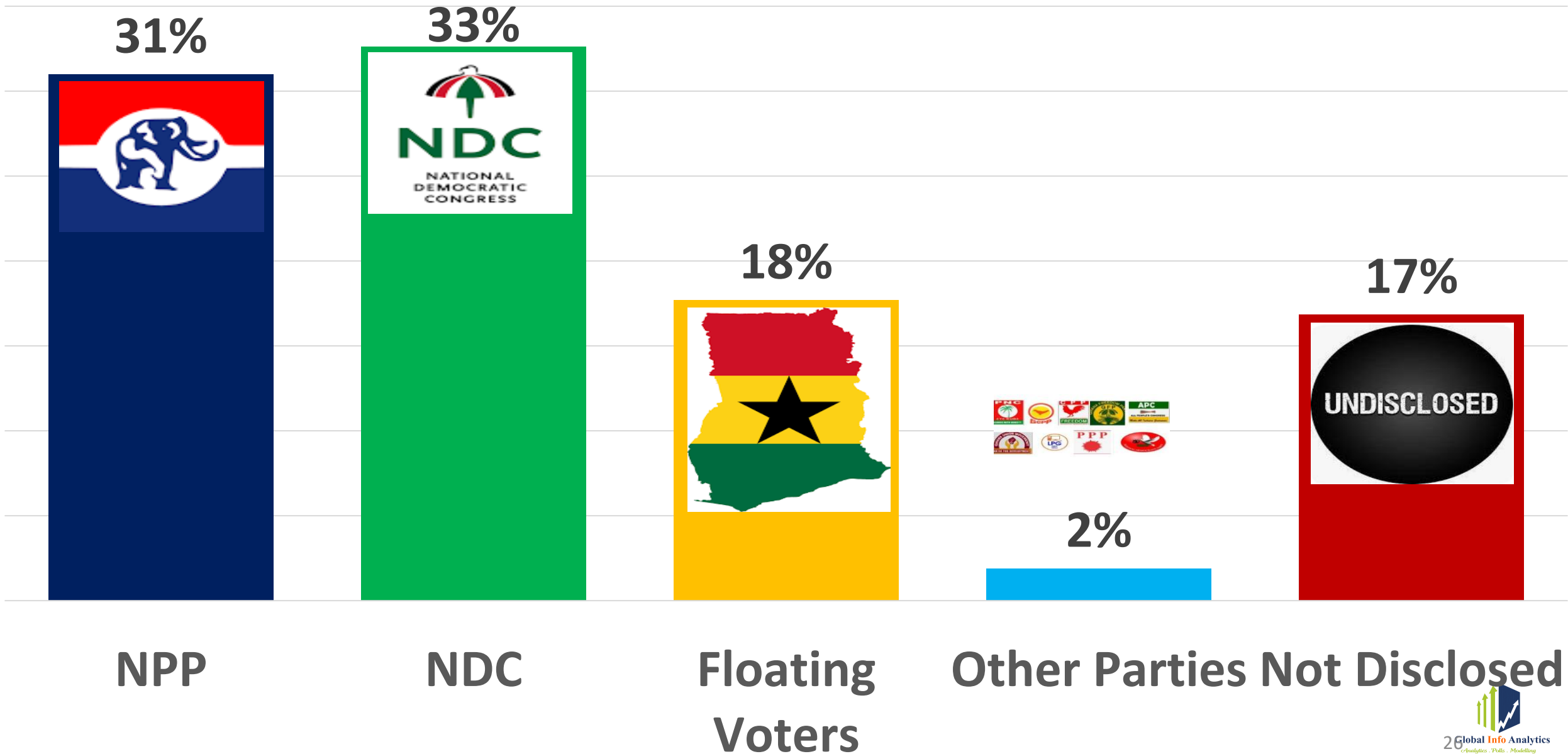
Party Affiliations-90 Days Moving Average



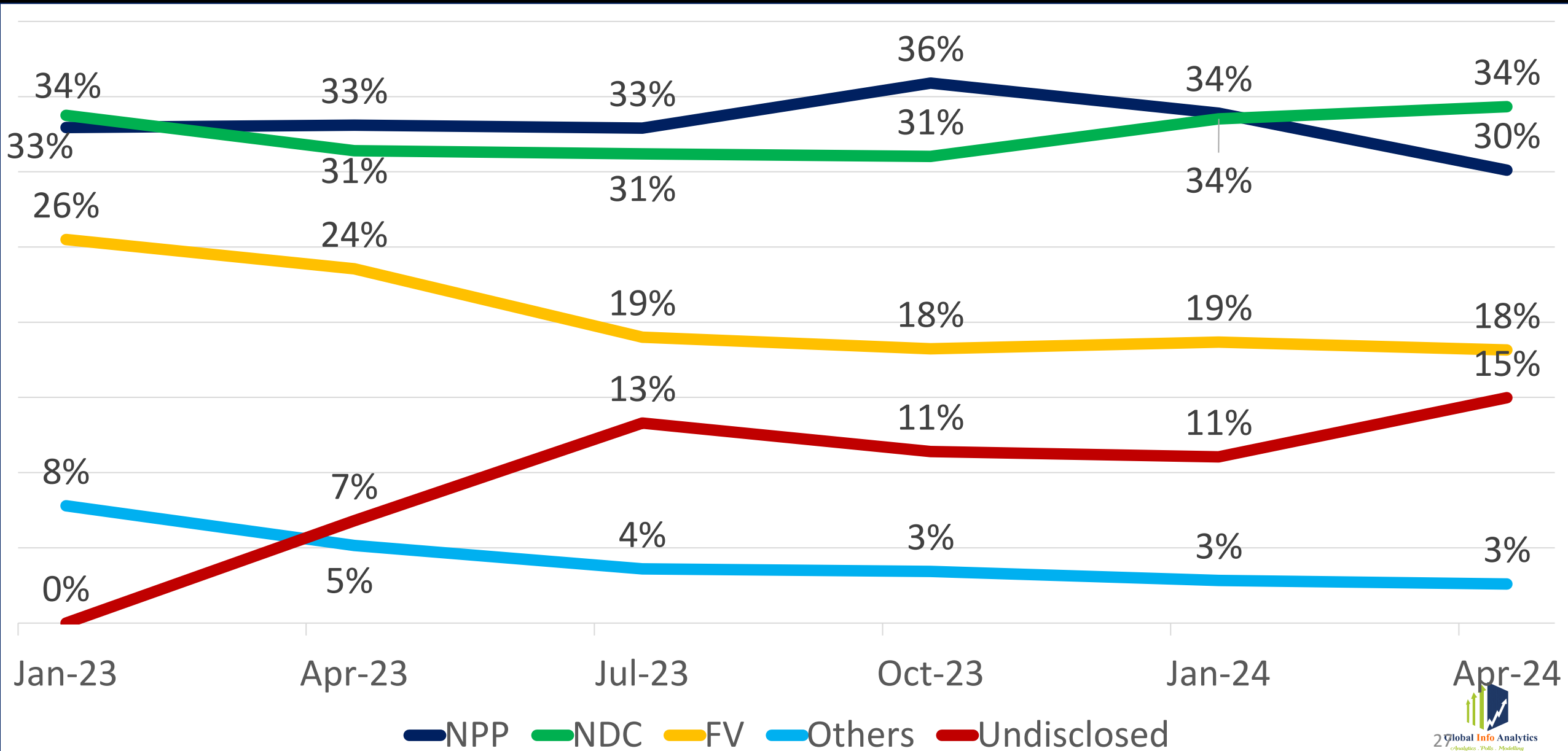
Party Affiliations-First-Time Voters



Party Affiliations-Non-First-Time Voters



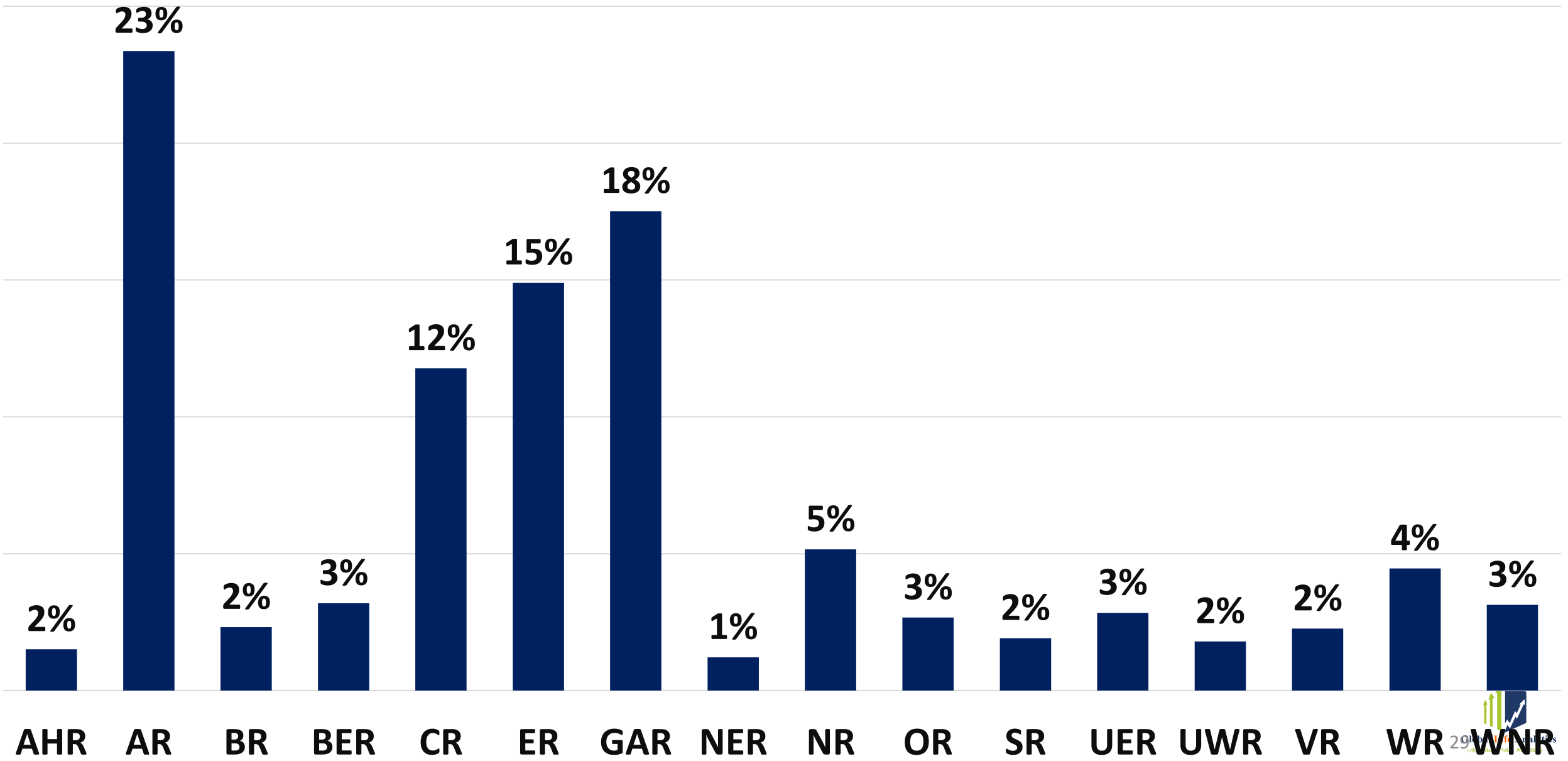
Party Affiliations in Ghana-90 day moving Average



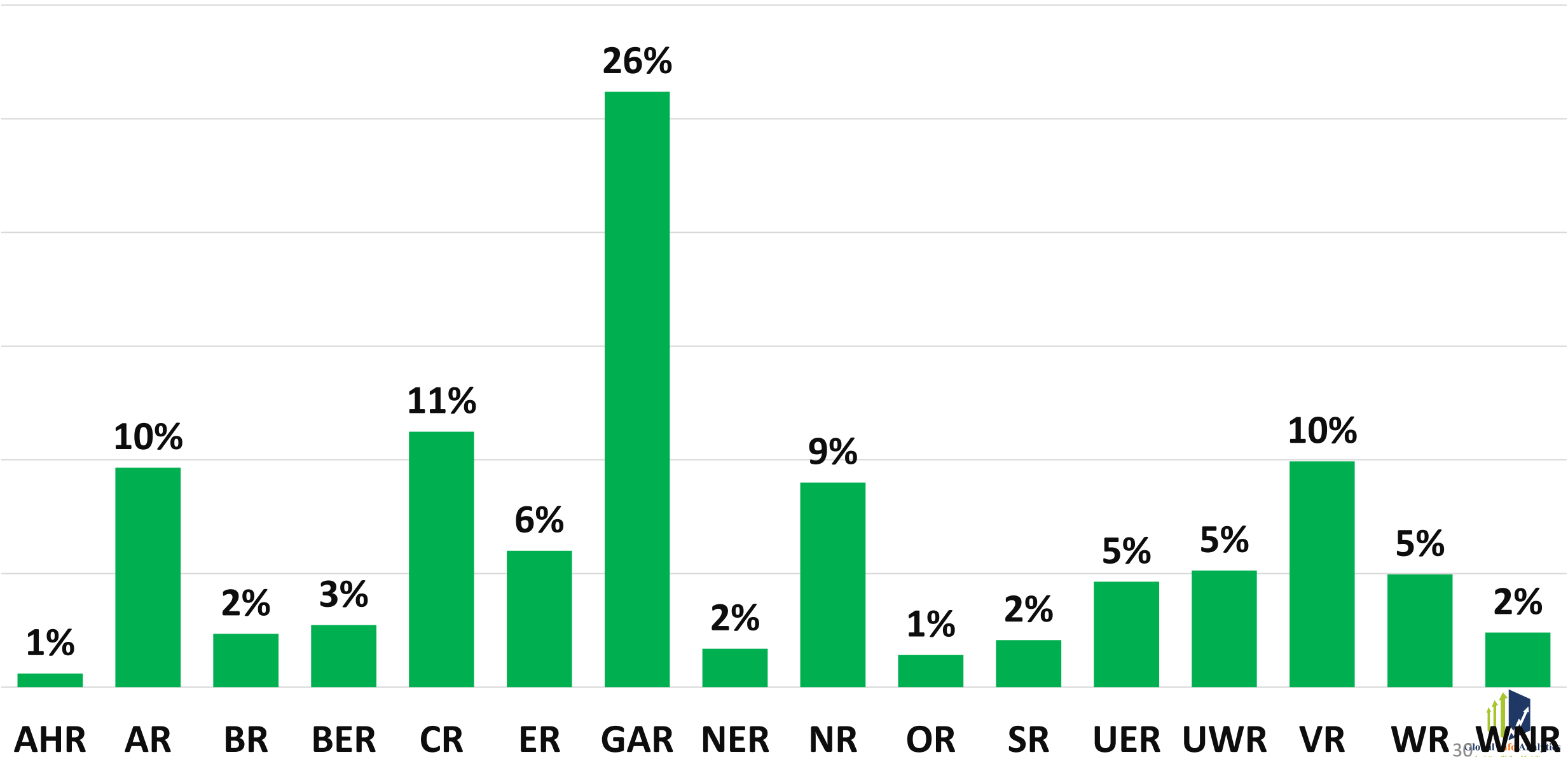


Regional Distribution of Party Supporters

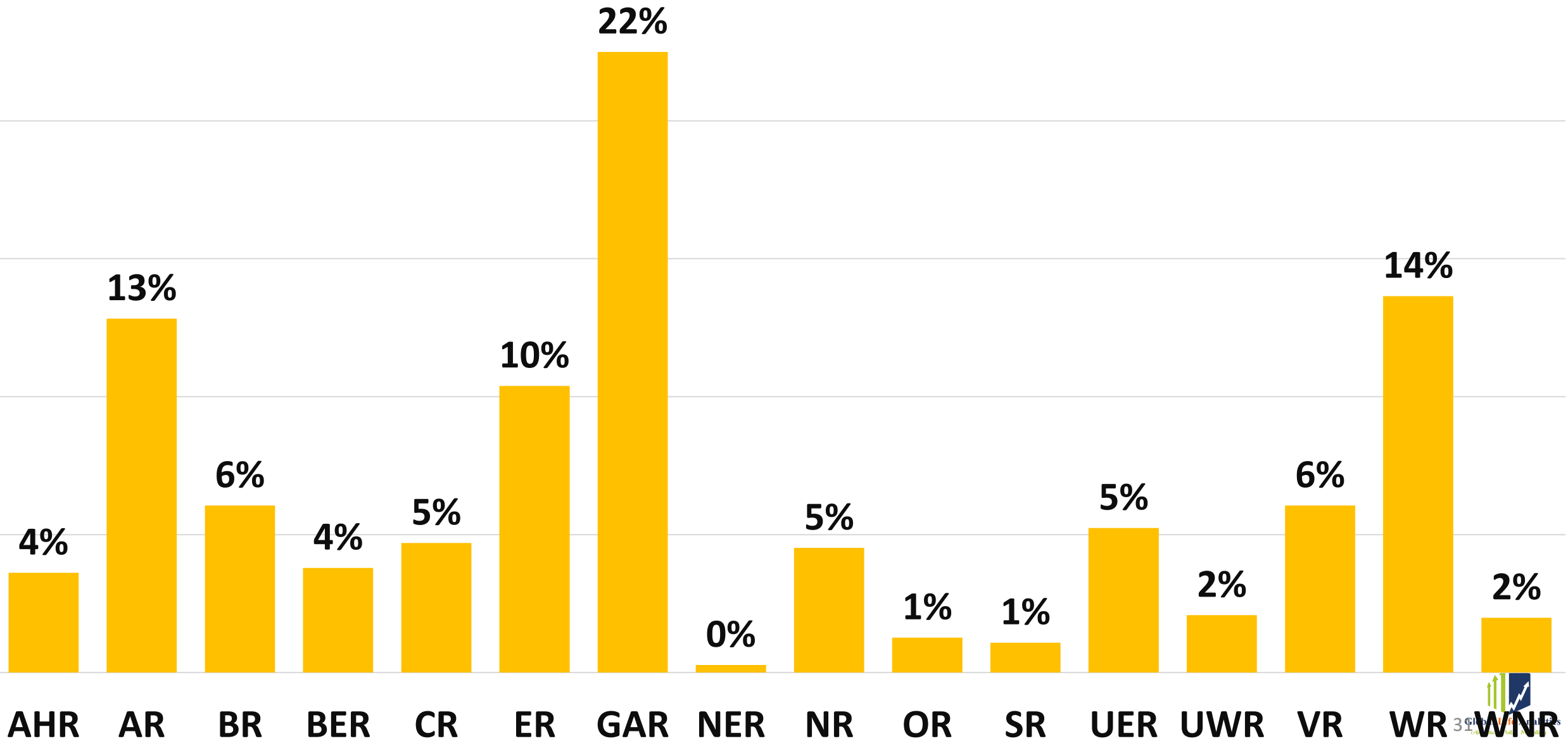
Distribution of NPP Voters



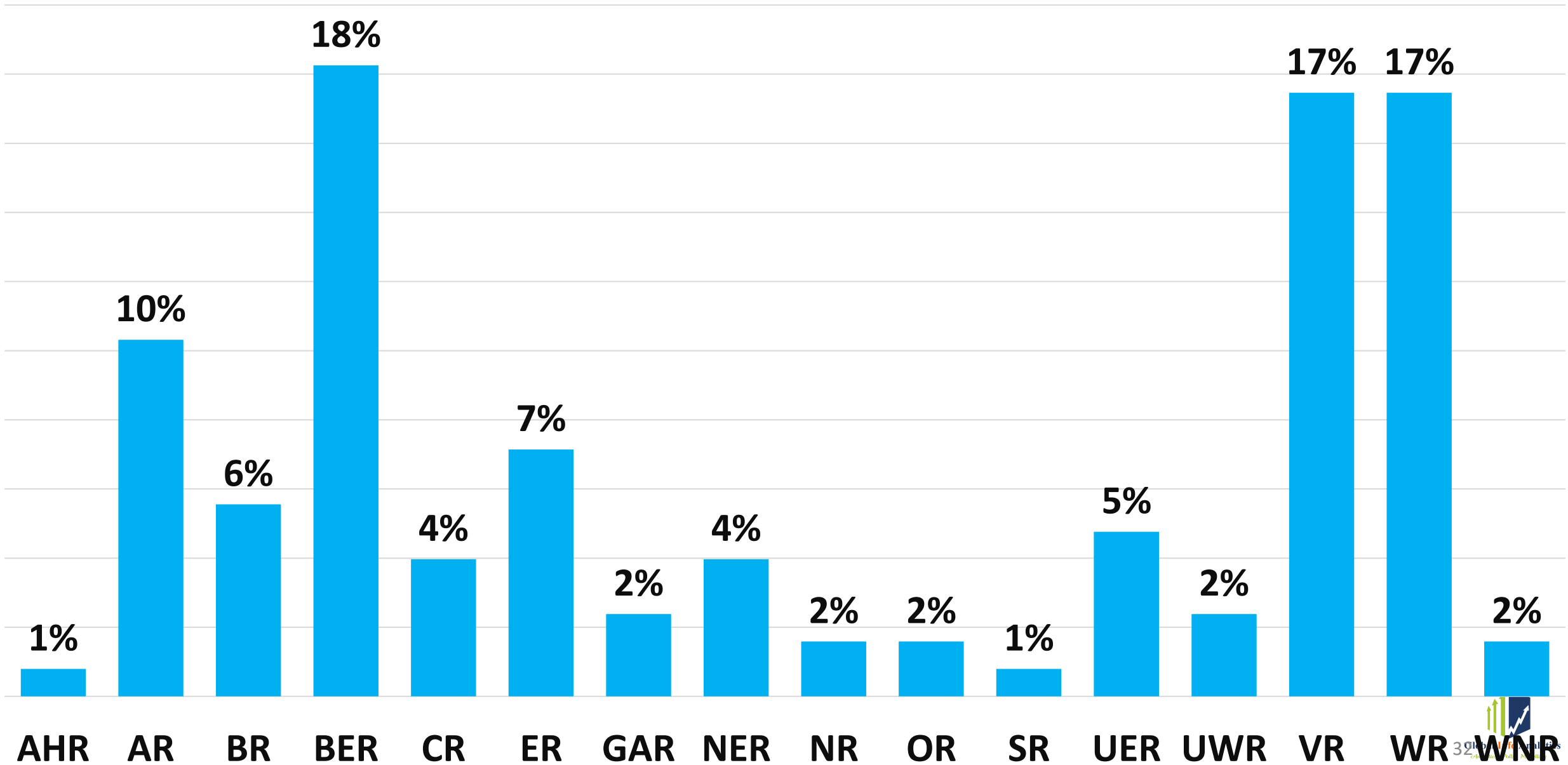
Distribution of NDC Voters



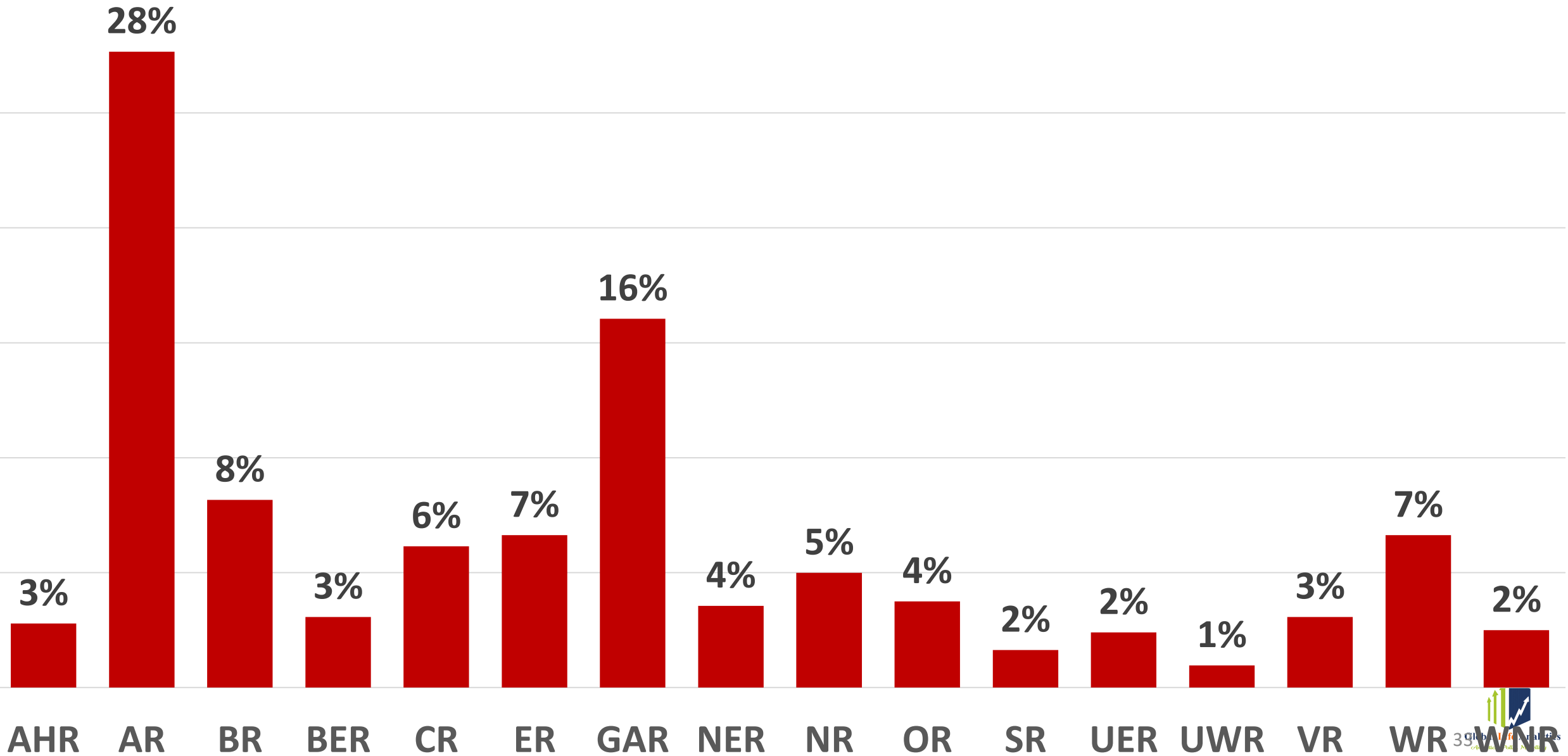
Distribution of Floating Voters



Distribution of Other Parties' Voters



Distribution of Not Disclosed Party Voters



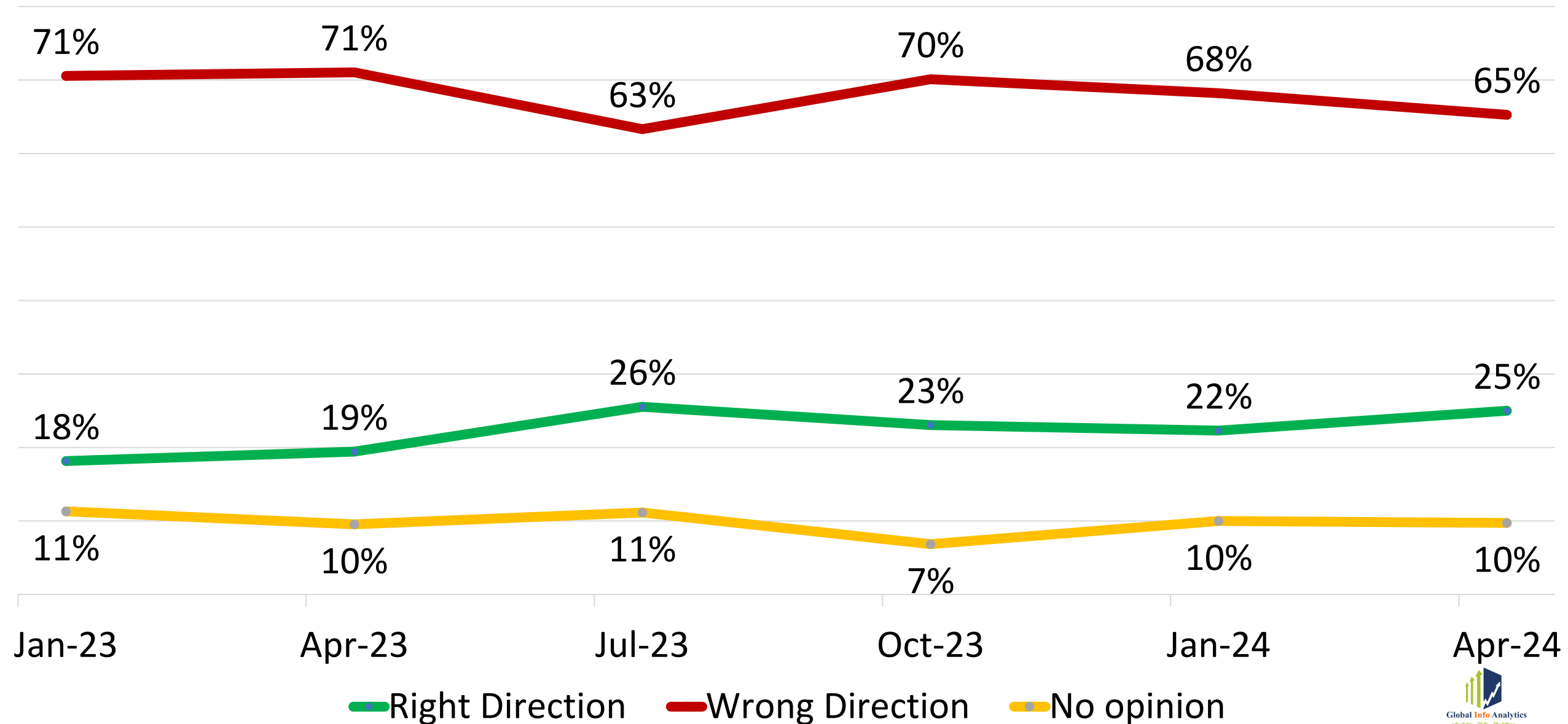


Governance & Performance



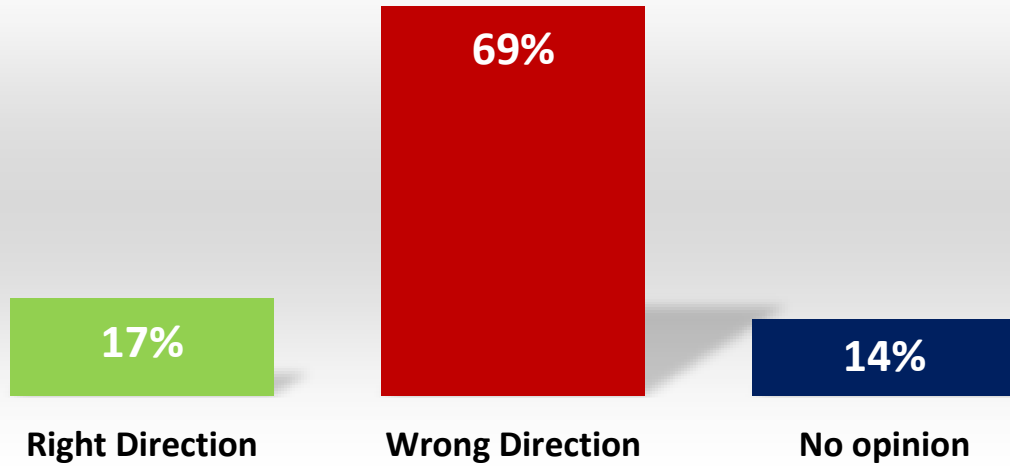
Direction of the country

Direction of the country



Direction of the country-Regions

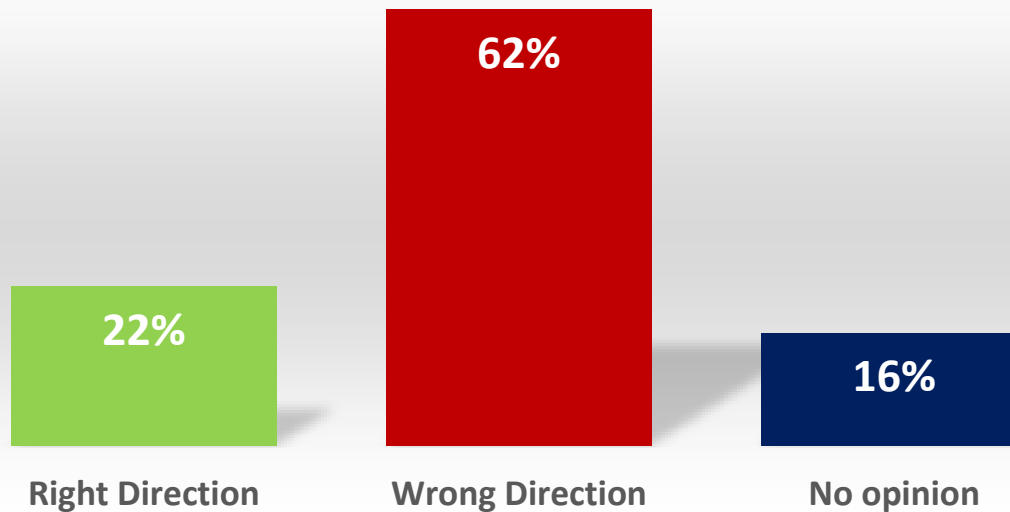
Ahafo



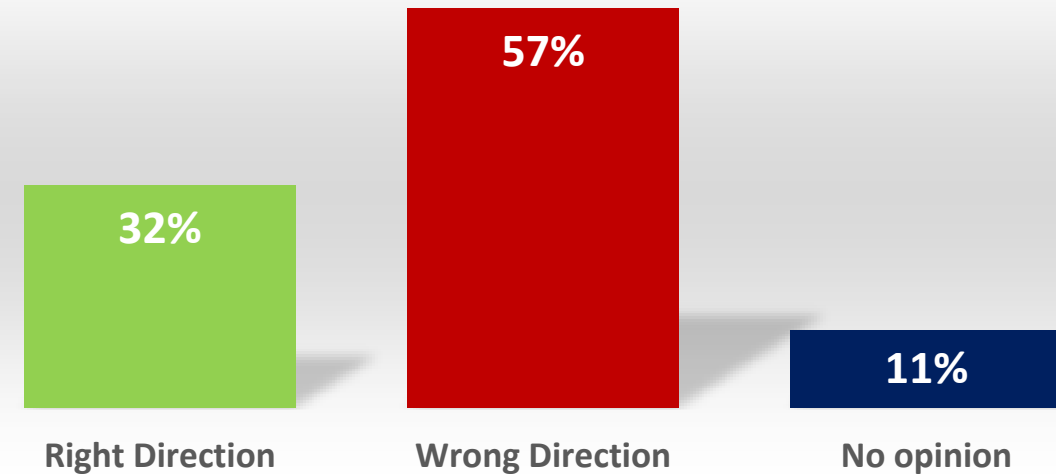
Ashanti



Bono

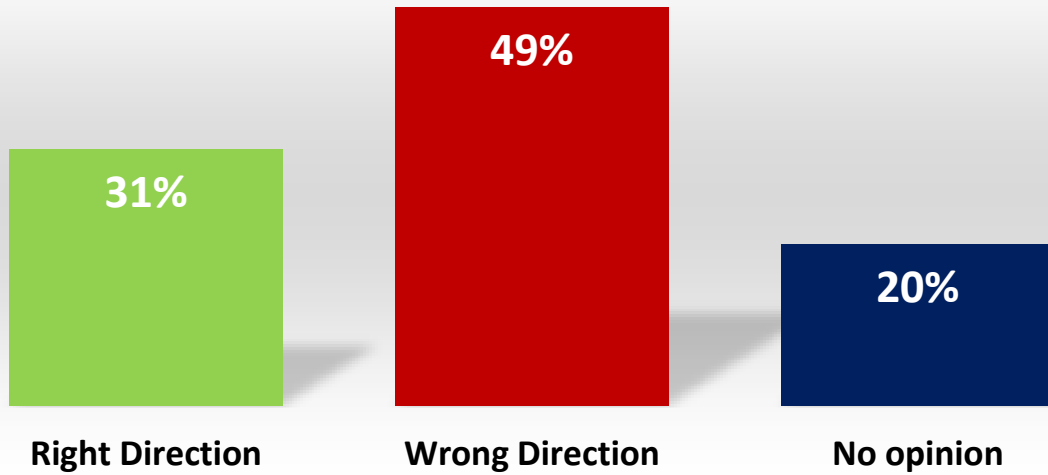


Bono East

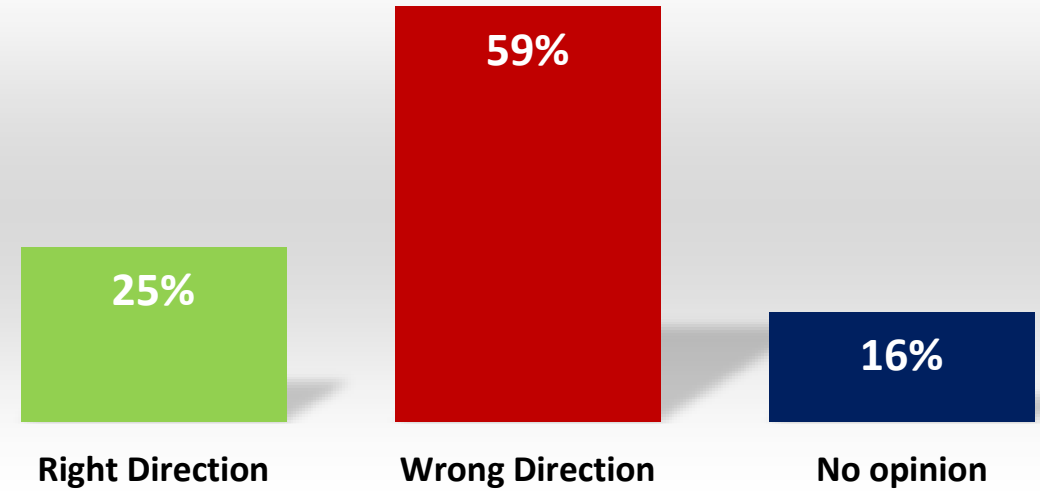


Direction of the country-Regions

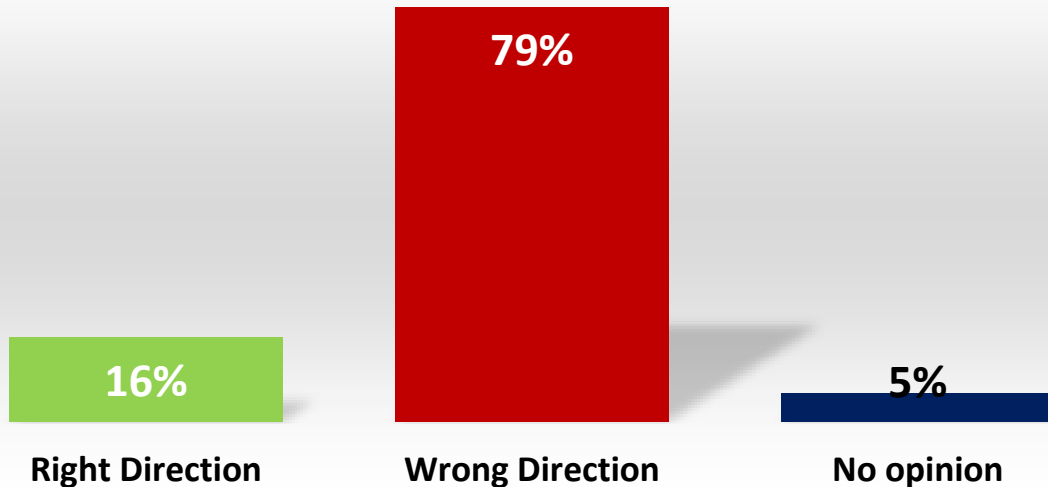
Central



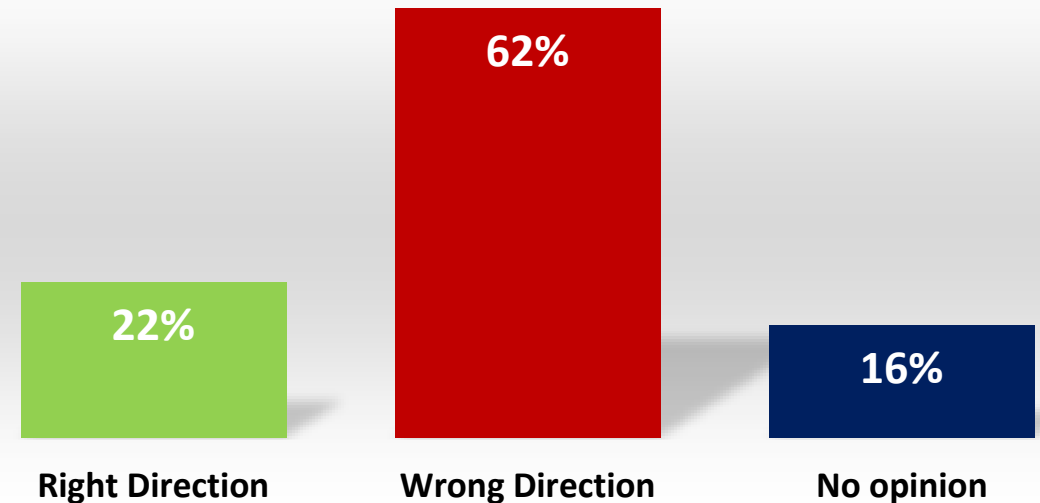
Eastern



Greater Accra

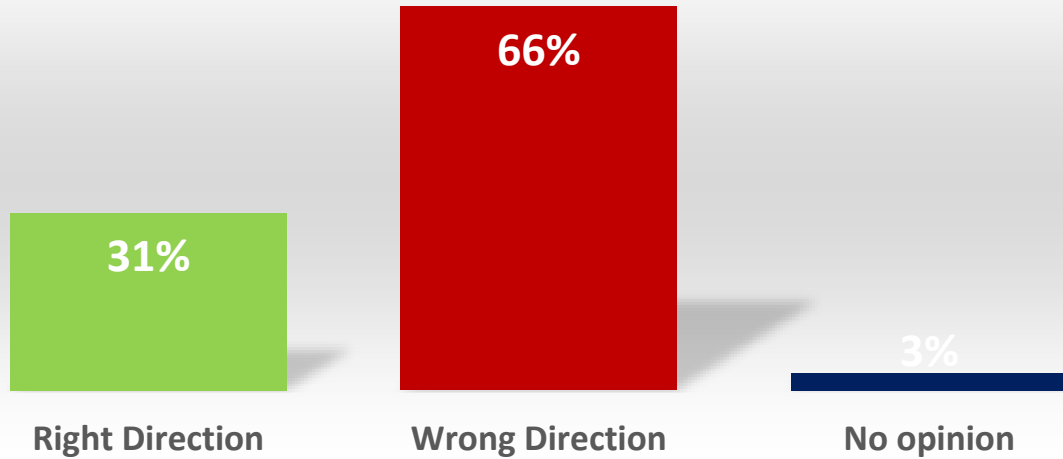


North East

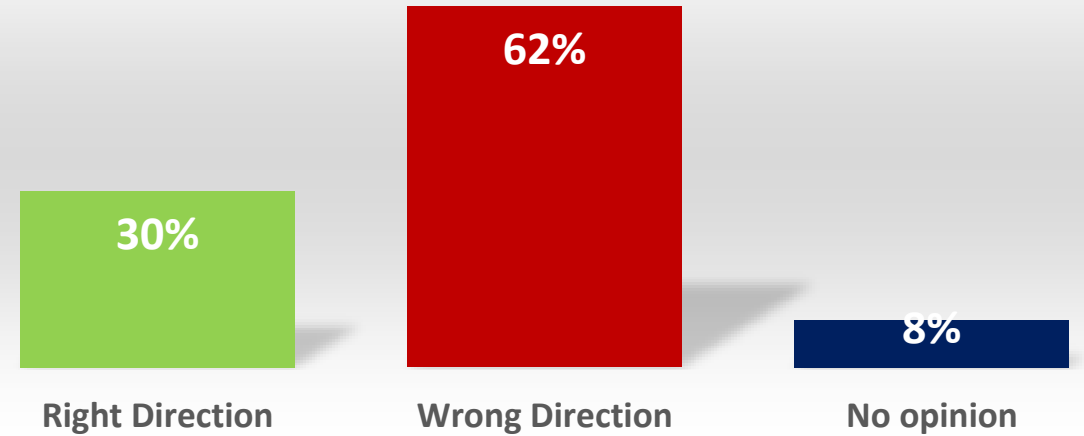


Direction of the country-Regions

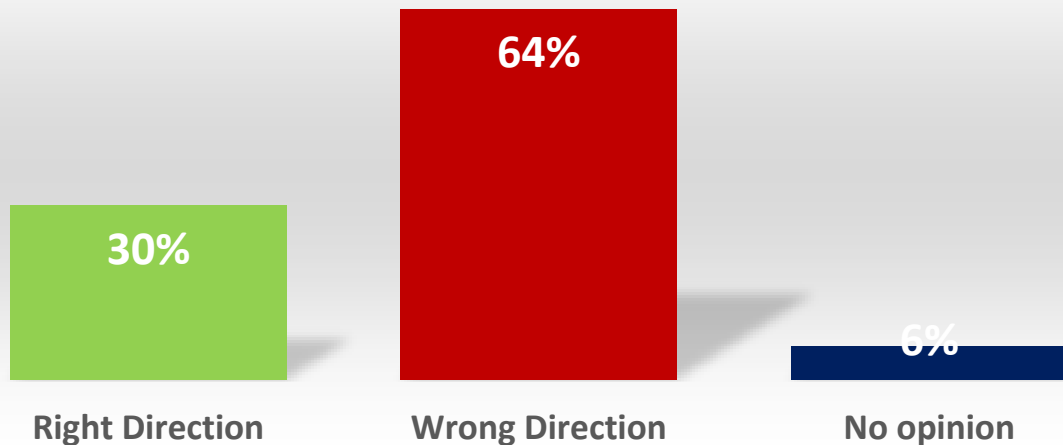
Northern



Oti



Savannah

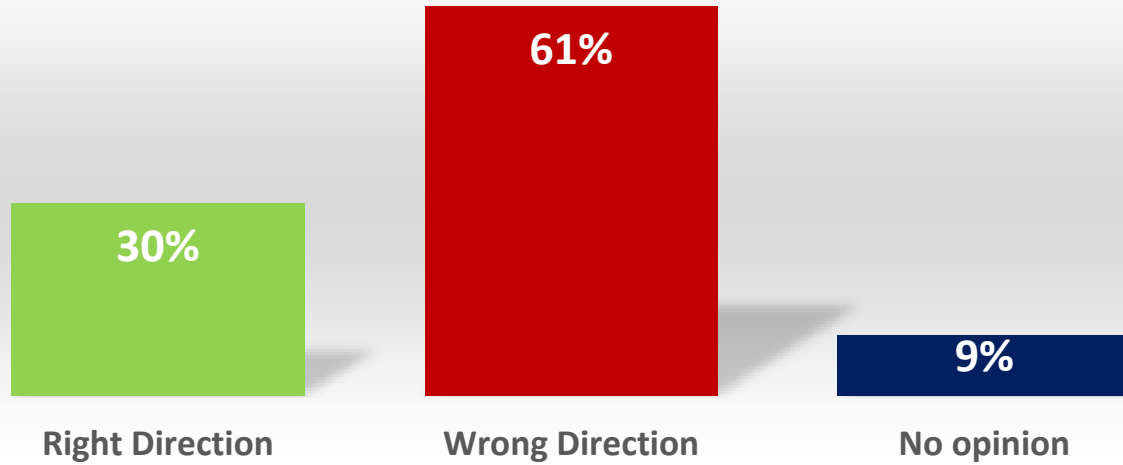


Upper East

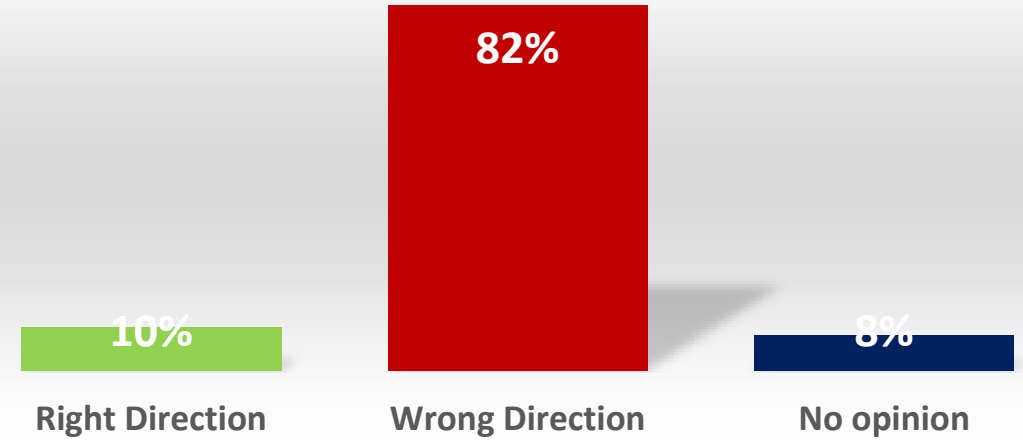


Direction of the country-Regions

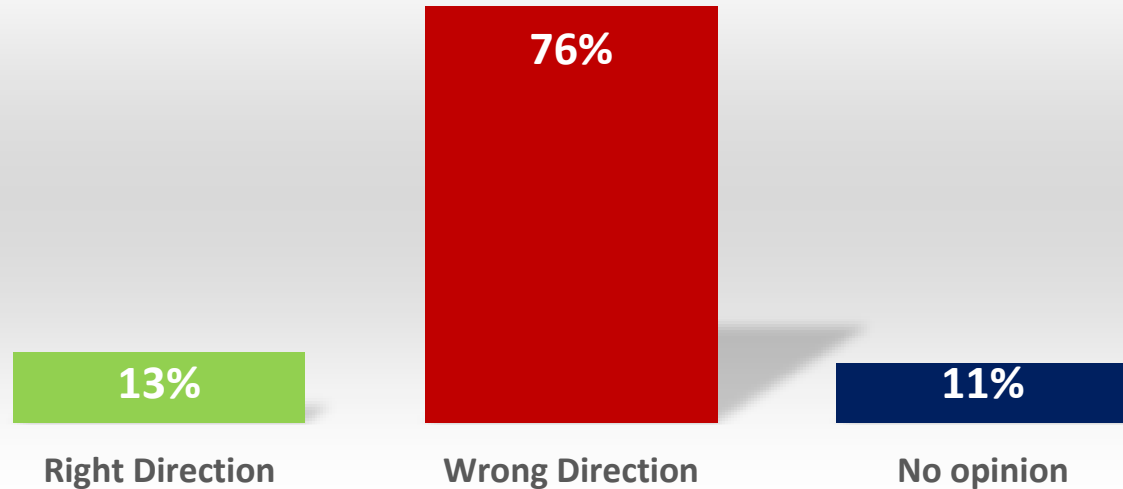
Upper West



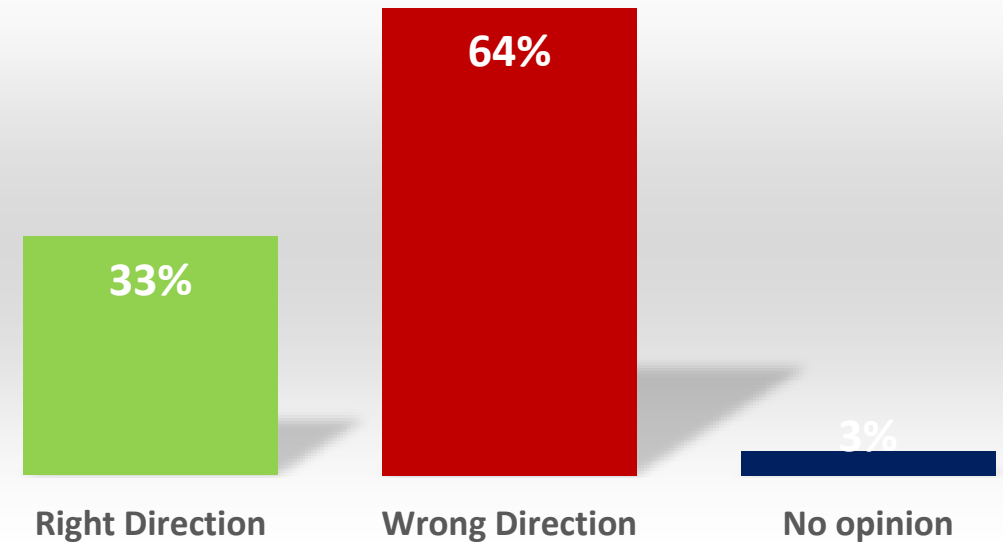
Volta



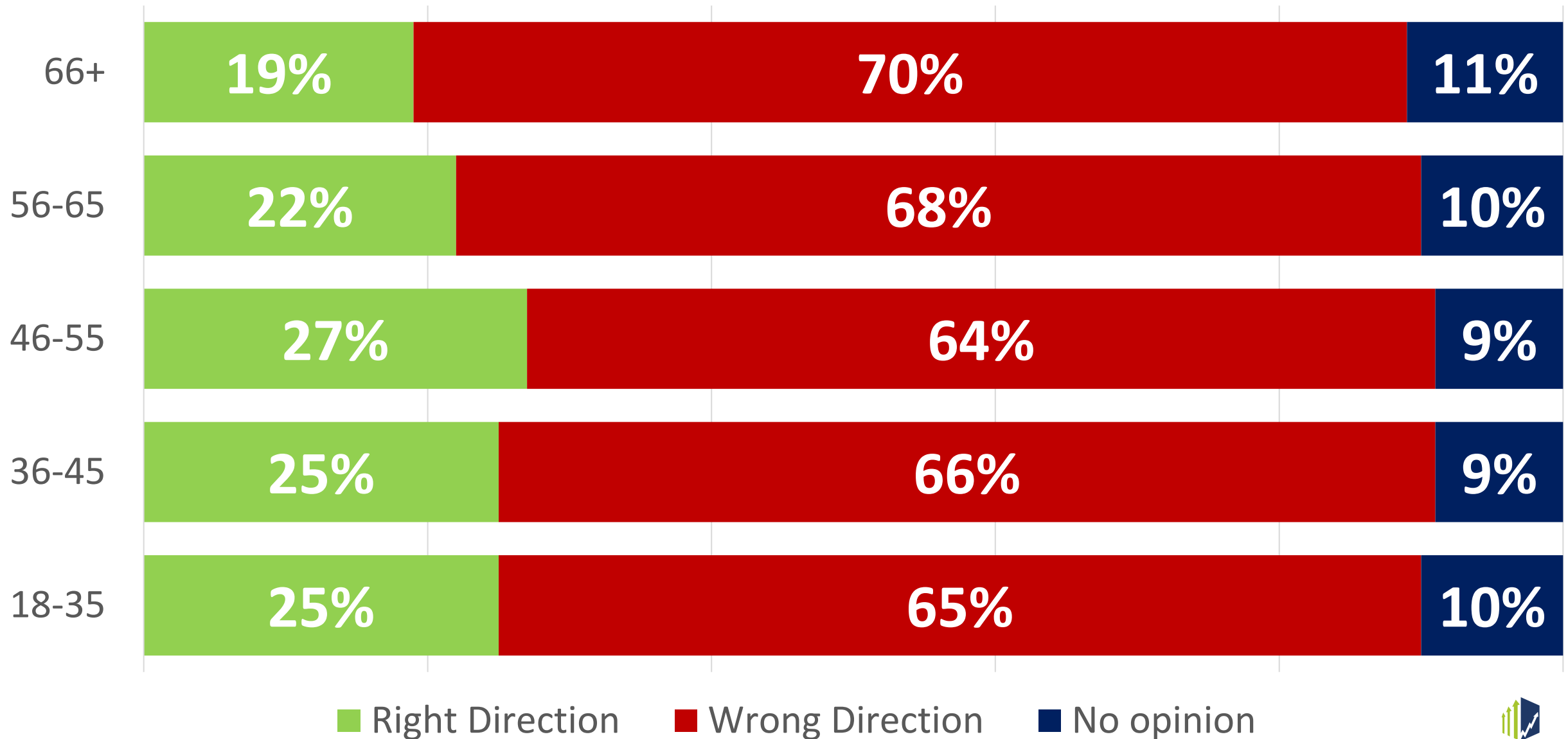
Western



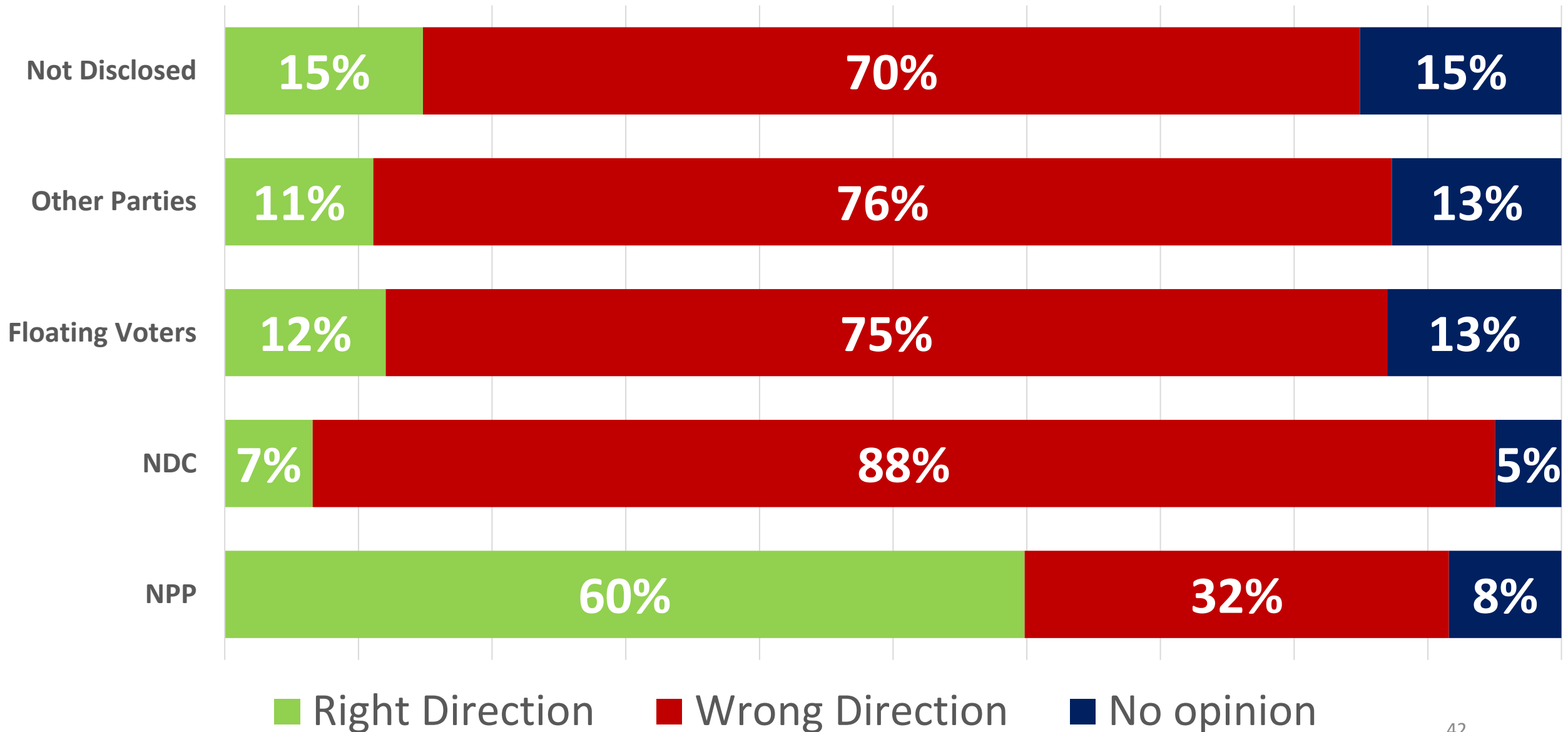
Western North



Direction of the country-Age



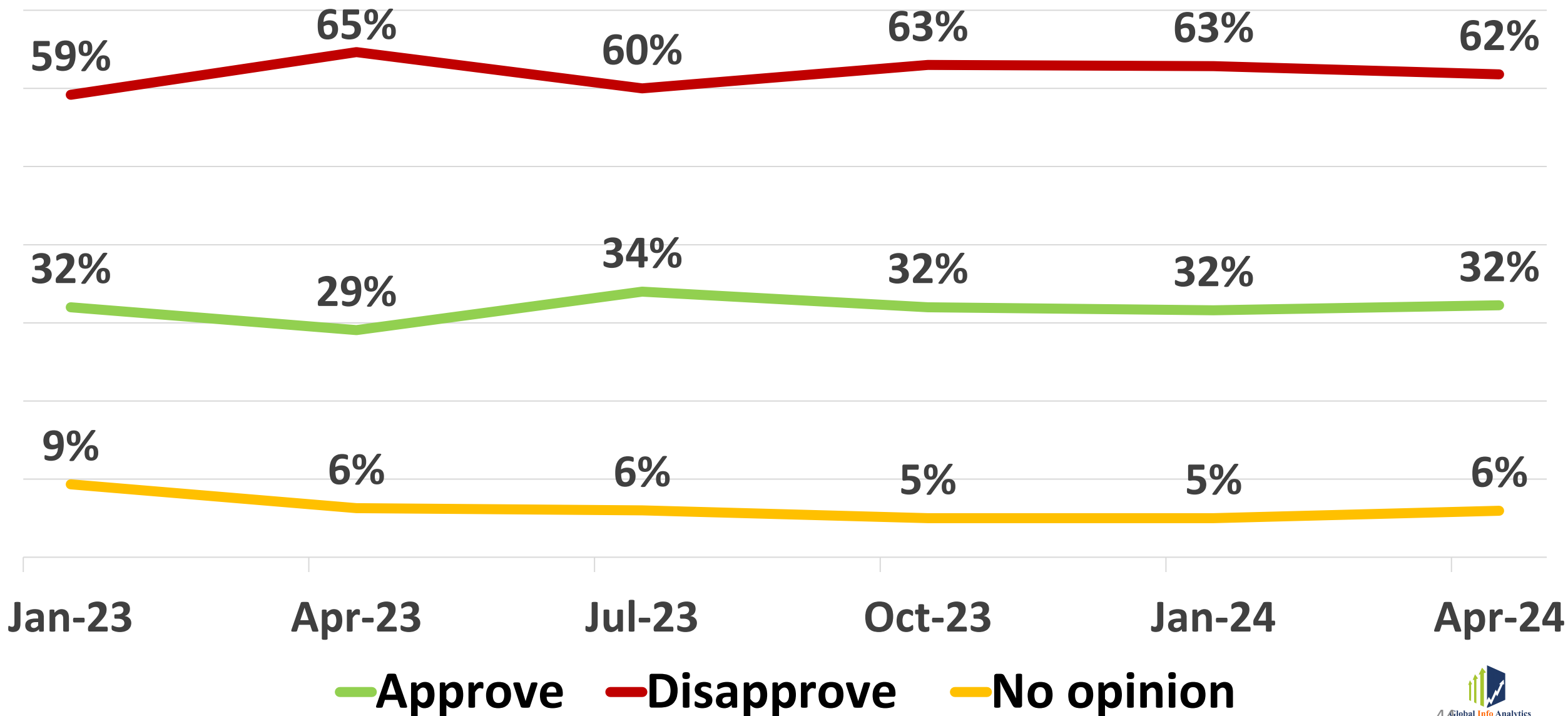
Direction of the Country-Party Affiliations



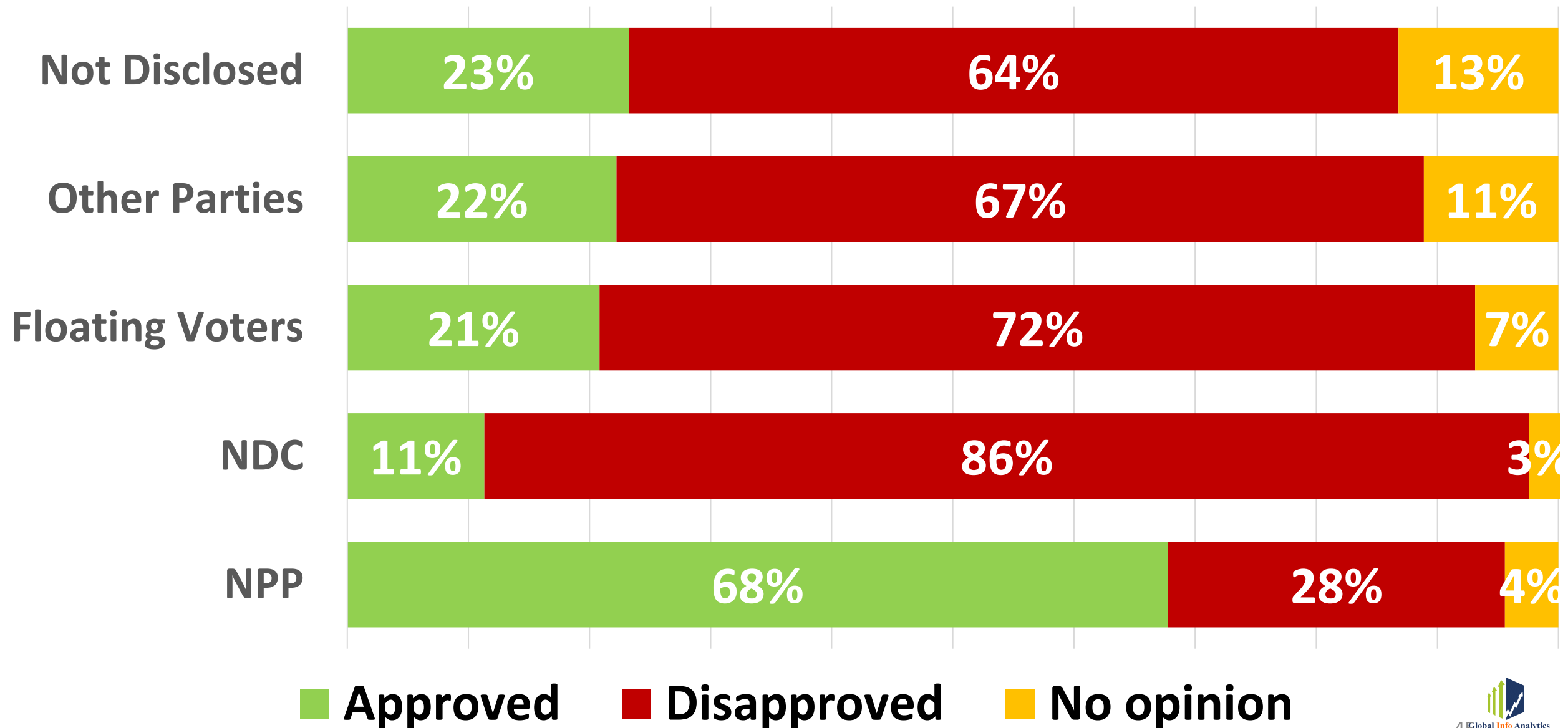


President's Job Approval Rating

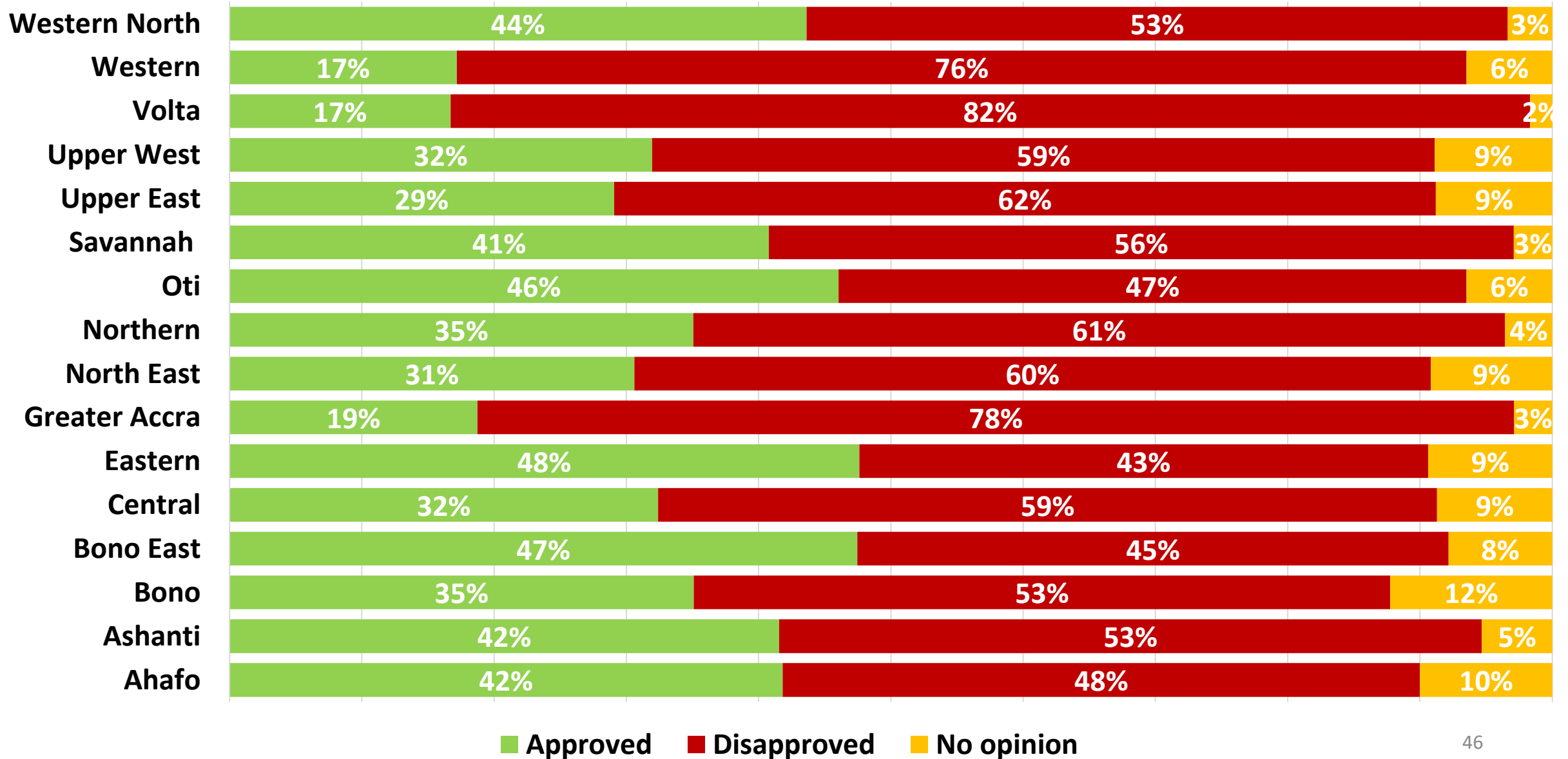
President's Job Approval



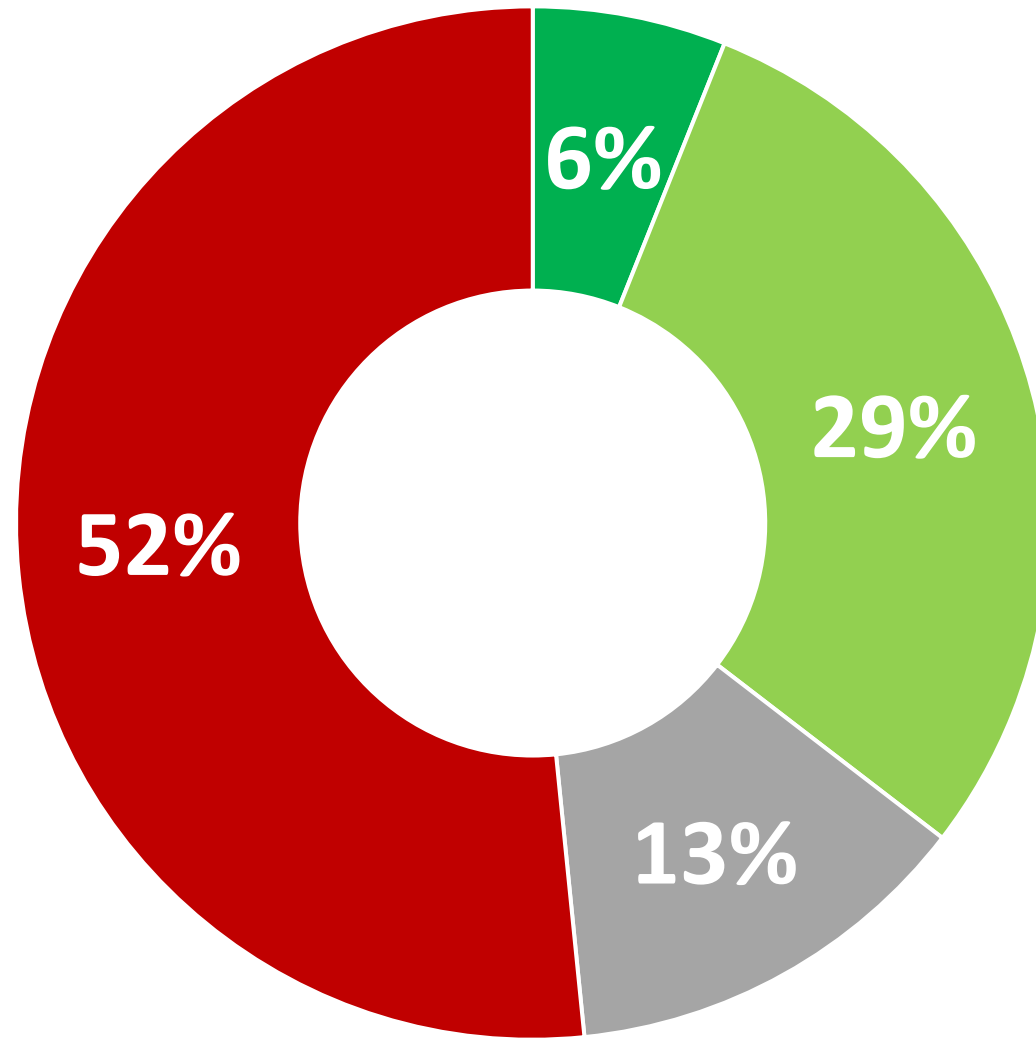
President's Job Approval – Party Affiliation



President's Job Approval – Region



Performance of the Government

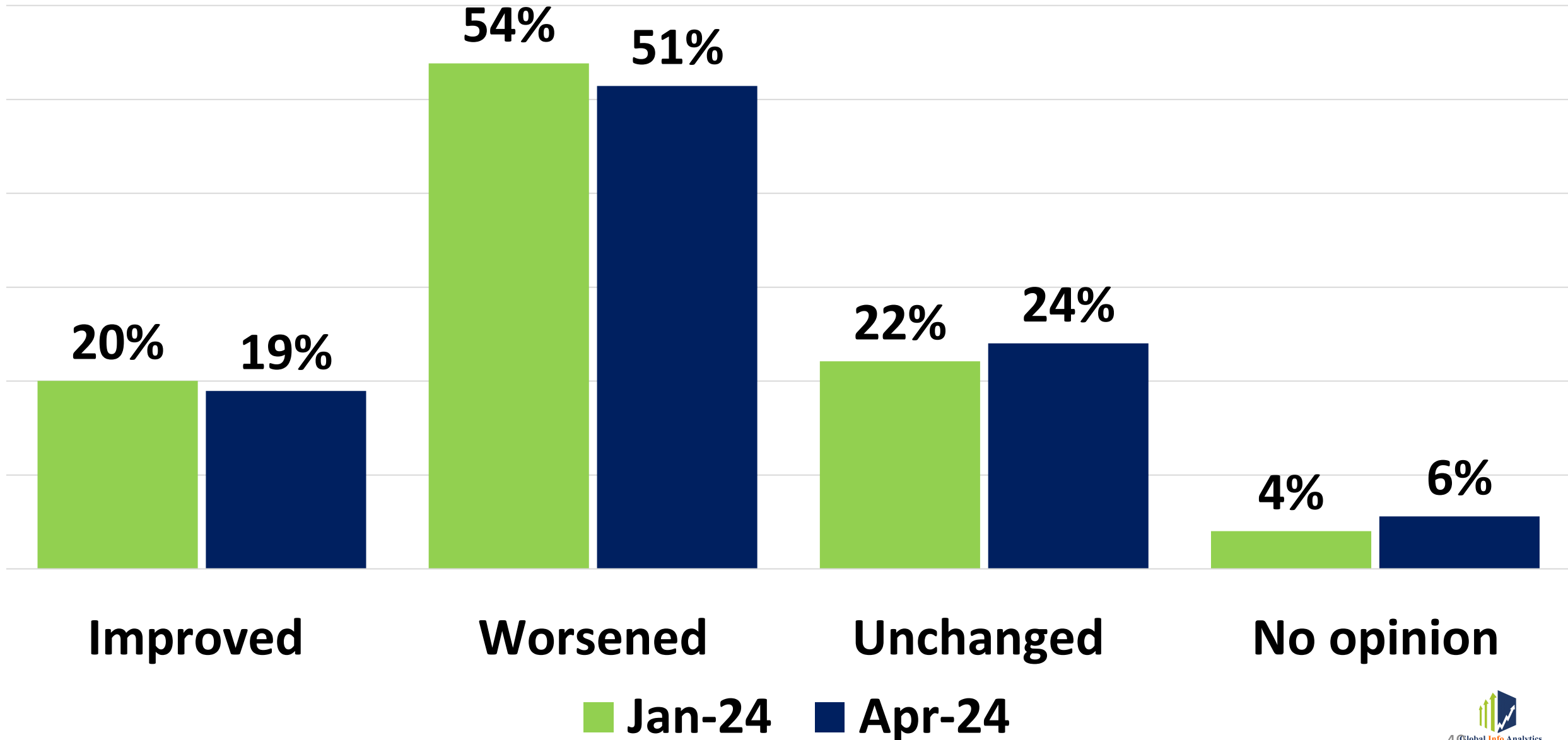


■ Excellent ■ V.Good/Good ■ Average ■ Poor/V.Poor

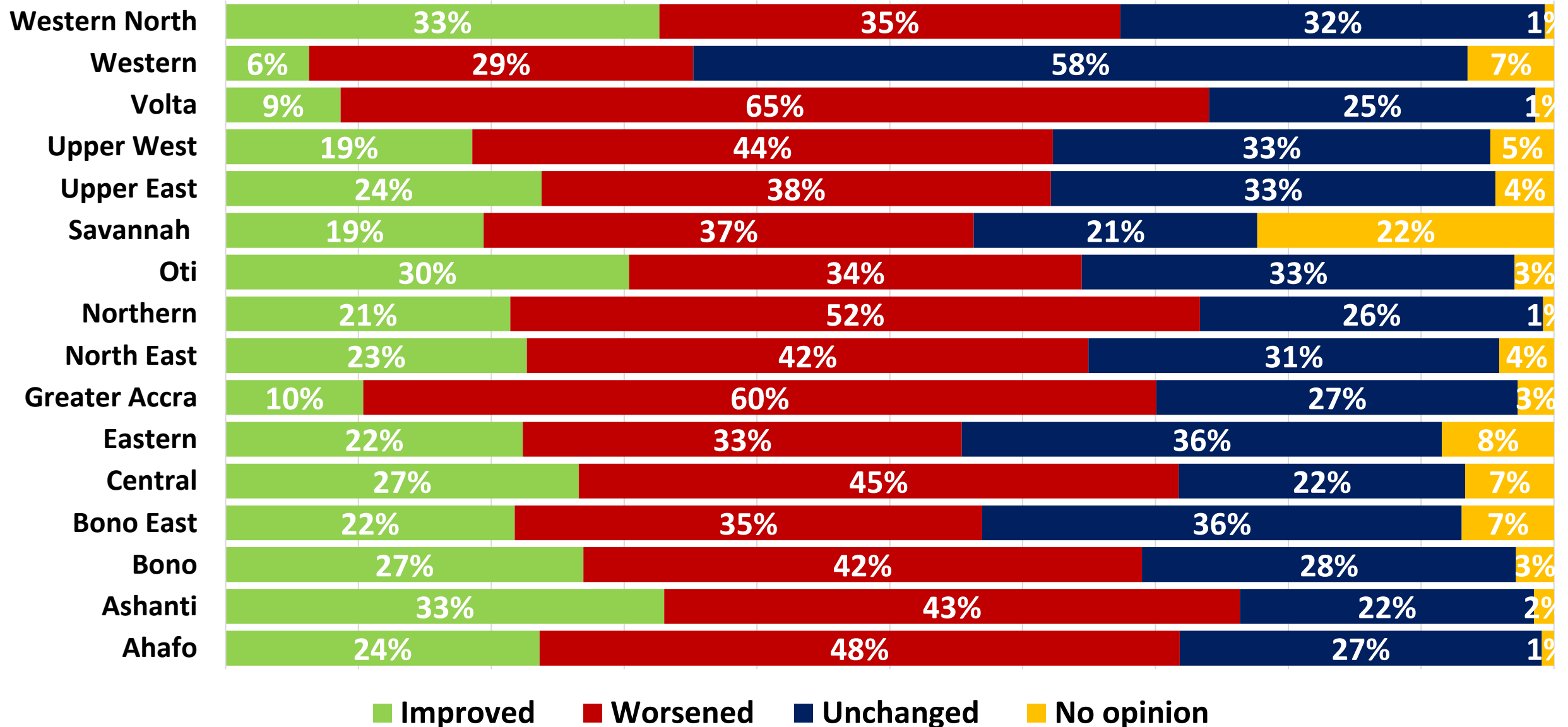


Standard of living

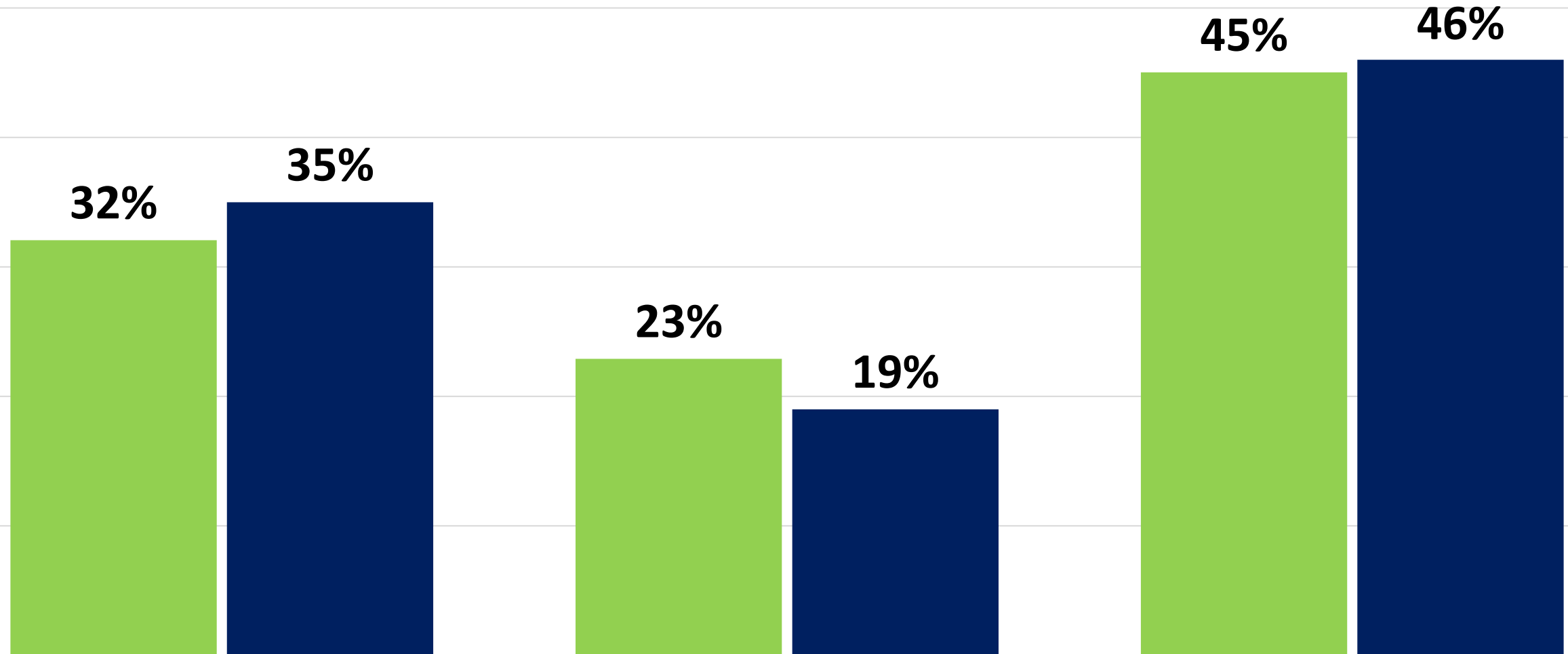
Standard of living



Standard of living - Regions



Optimism in Standard of Living Improvement



Yes

No

Not sure

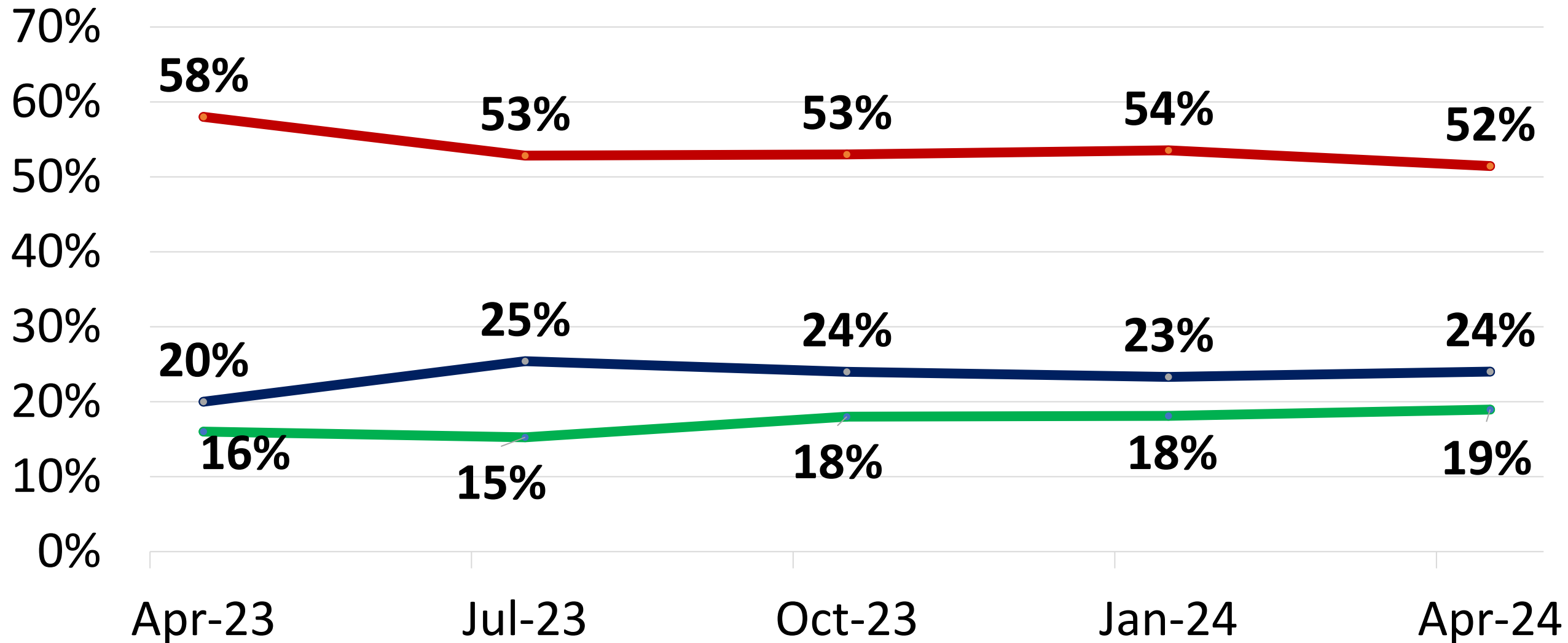
■ Jan-24 ■ Apr-24



State of Corruption

State of Corruption in Ghana

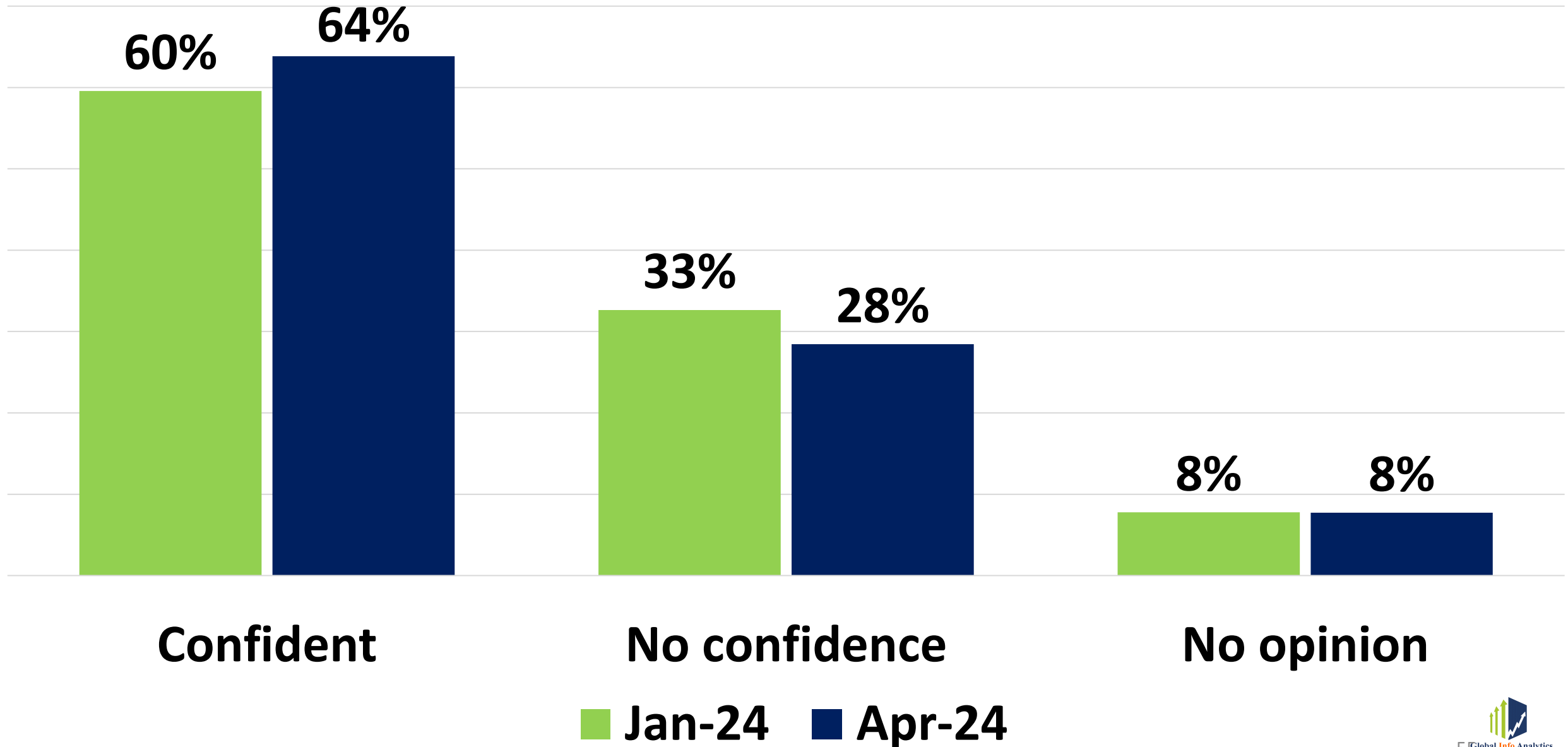
Improving Getting worse Same





Confidence in the GPS on Elections

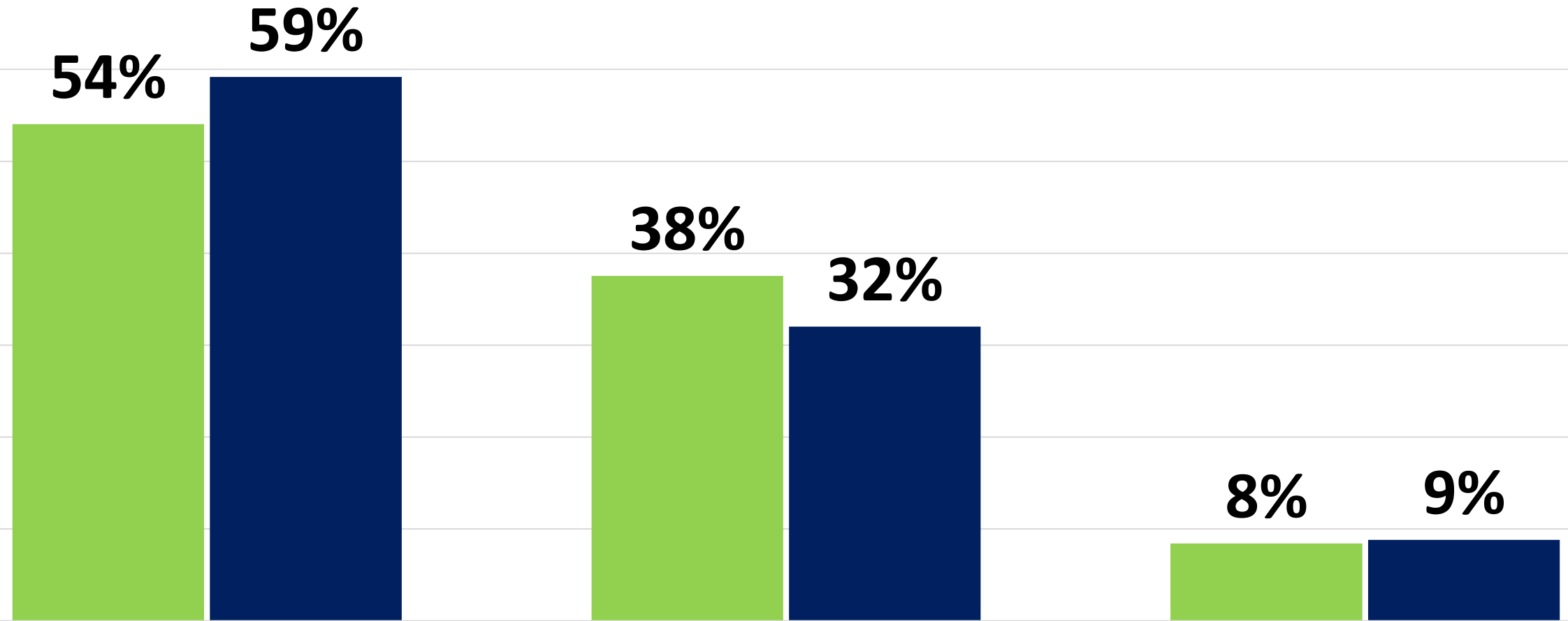
Do you believe that the Police Service will manage 2024 elections well?





Confidence in the EC

Confidence in the Electoral Commission



Confident

No confidence

No opinion

■ Jan-24 ■ Apr-24

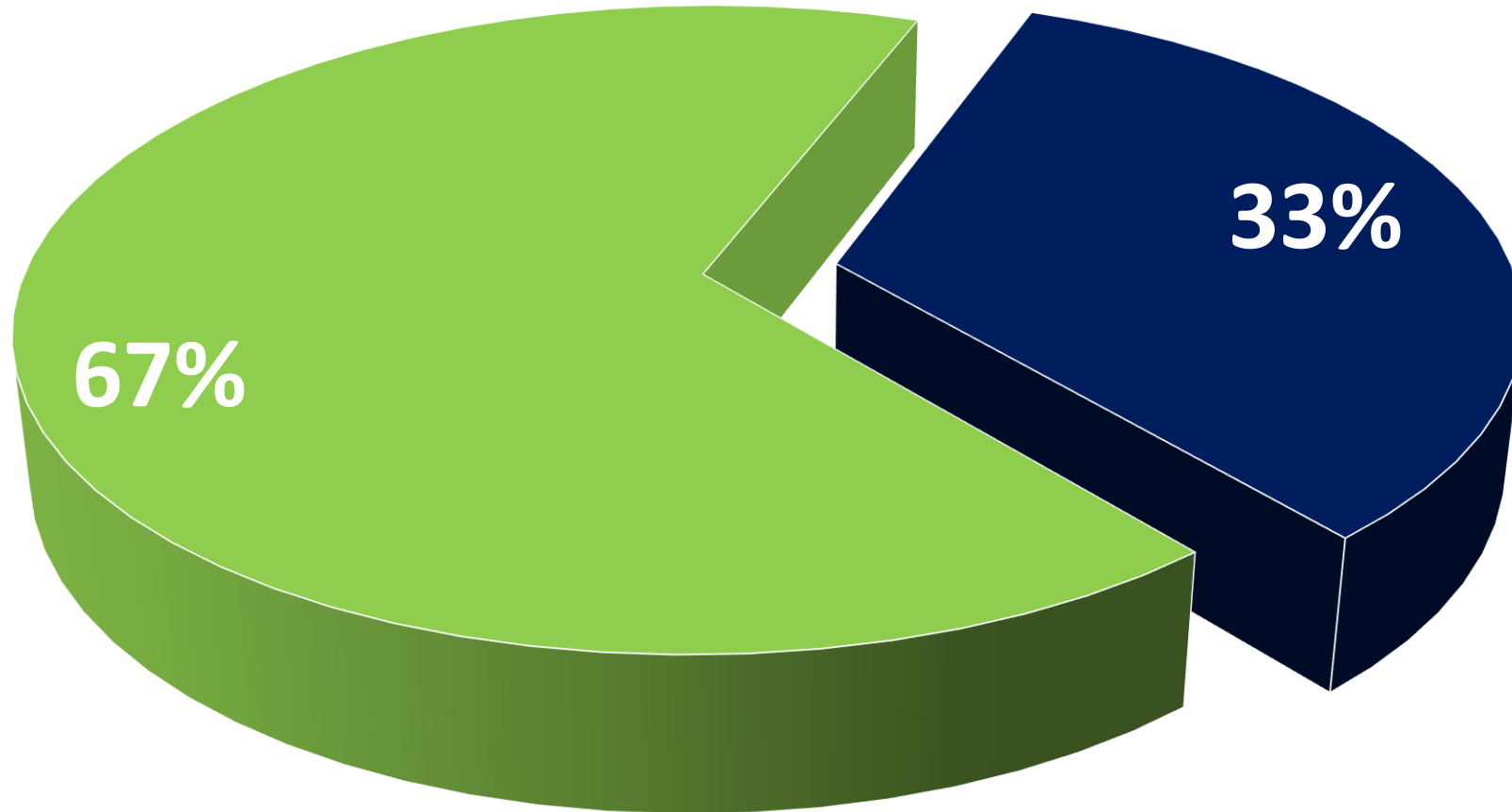
Free Senior High School Policy



Global Info Analytics

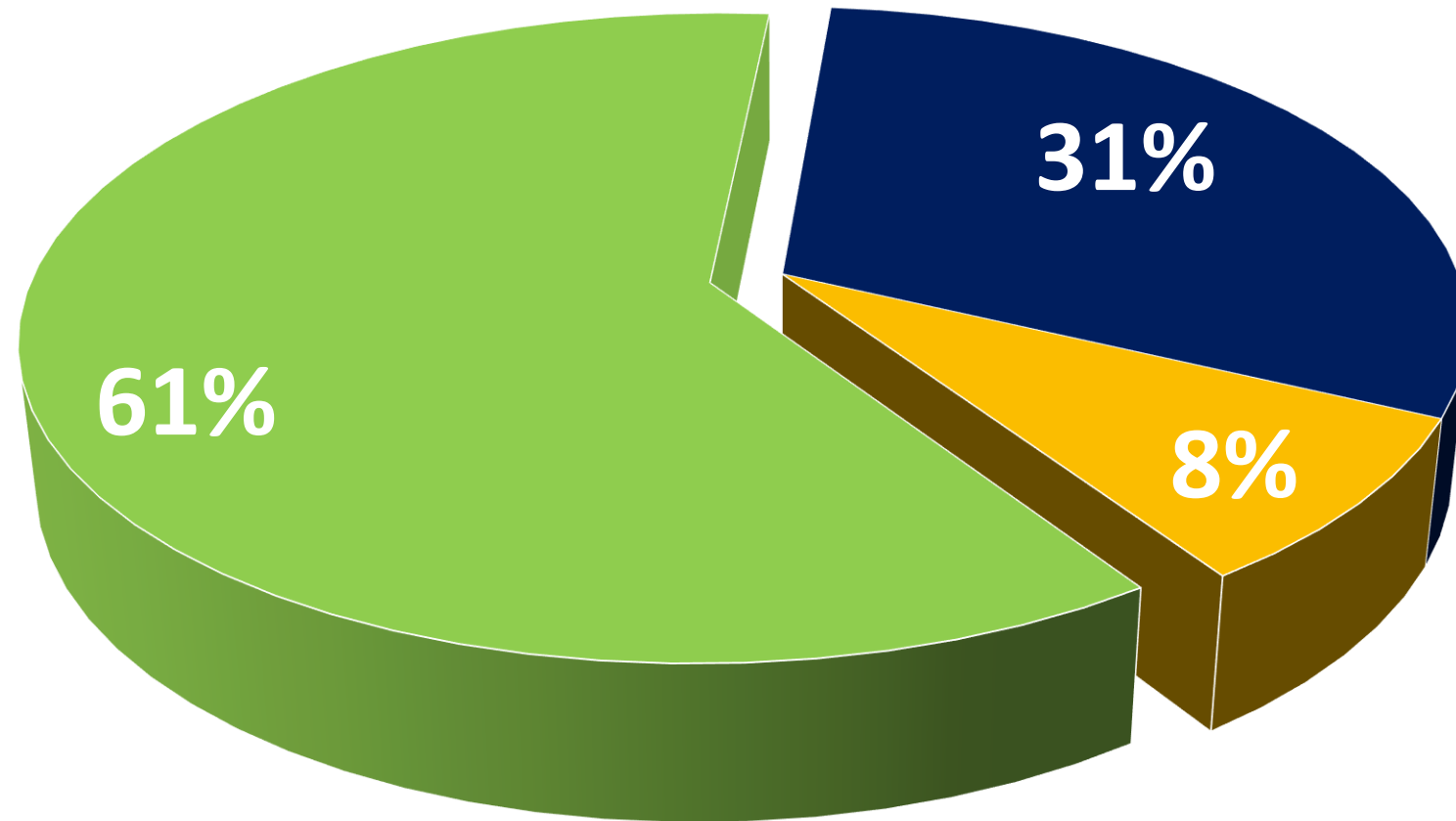
Analytics . Polls . Modelling

Have you or any of your household been a direct beneficiary of the Free SHS policy?



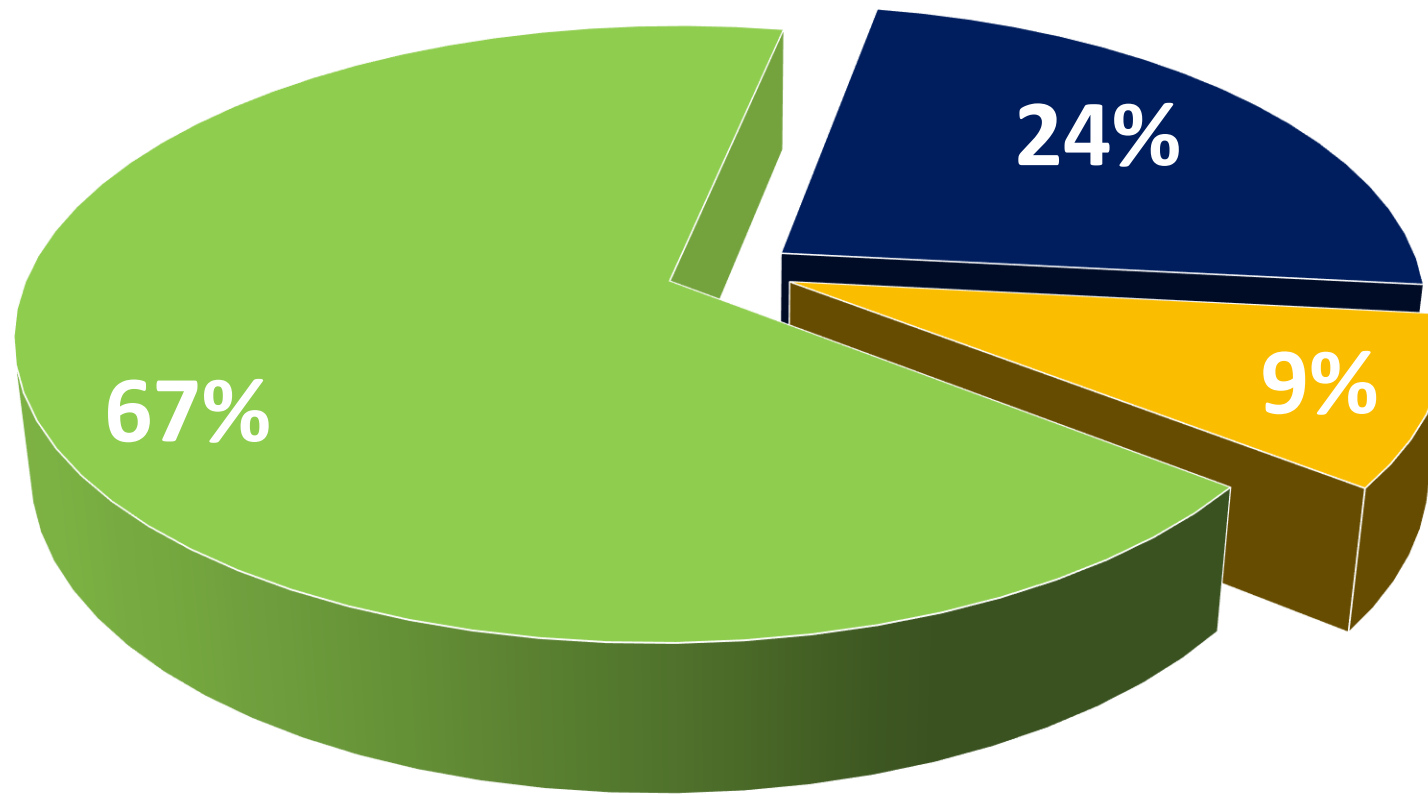
■ Yes ■ No

Do you believe that the Free SHS policy has brought financial relief to you or your household?



■ Yes ■ No ■ Not sure

Do you share the view that it is time to review the Free SHS education policy?



■ Yes ■ No ■ No opinion

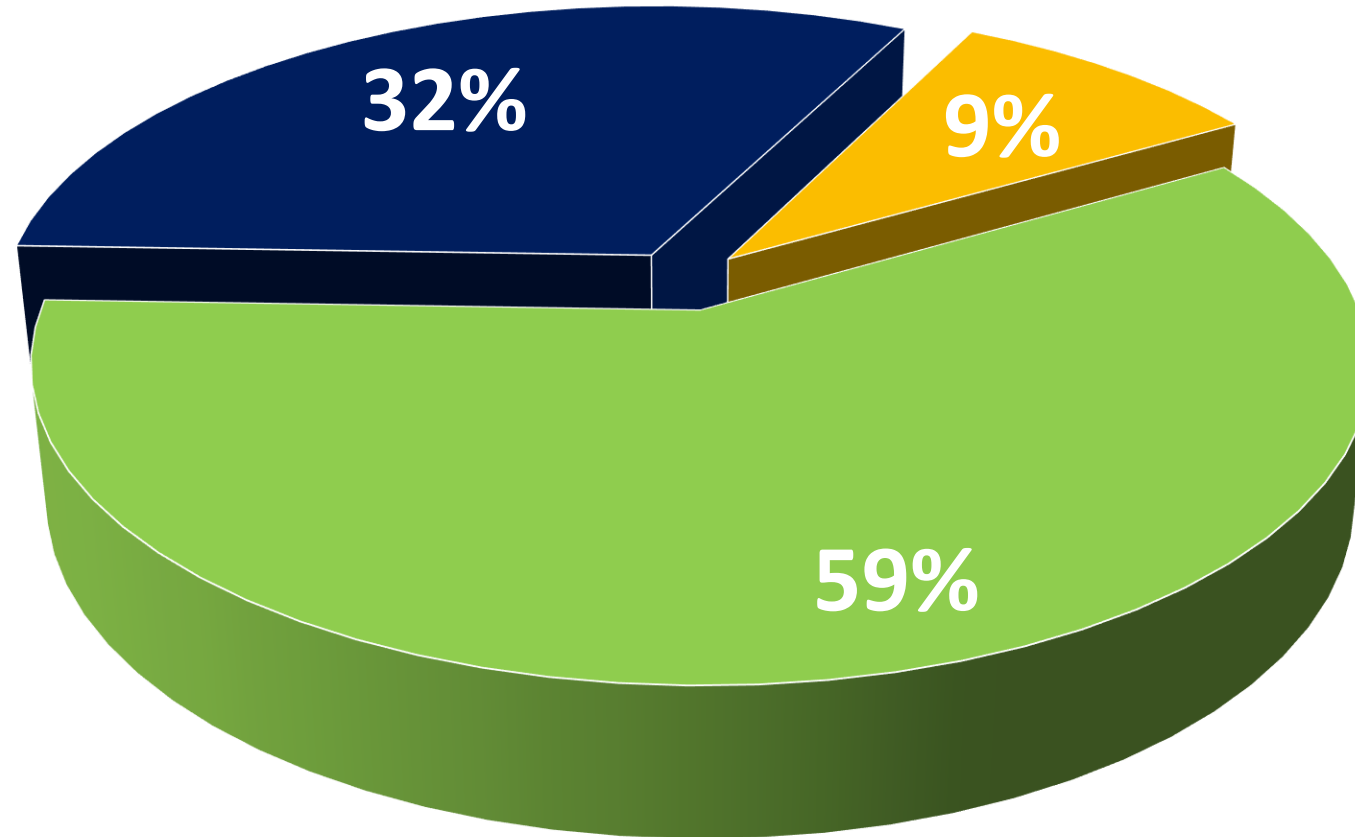
Anti LGBTQ+ Bill



Global Info Analytics

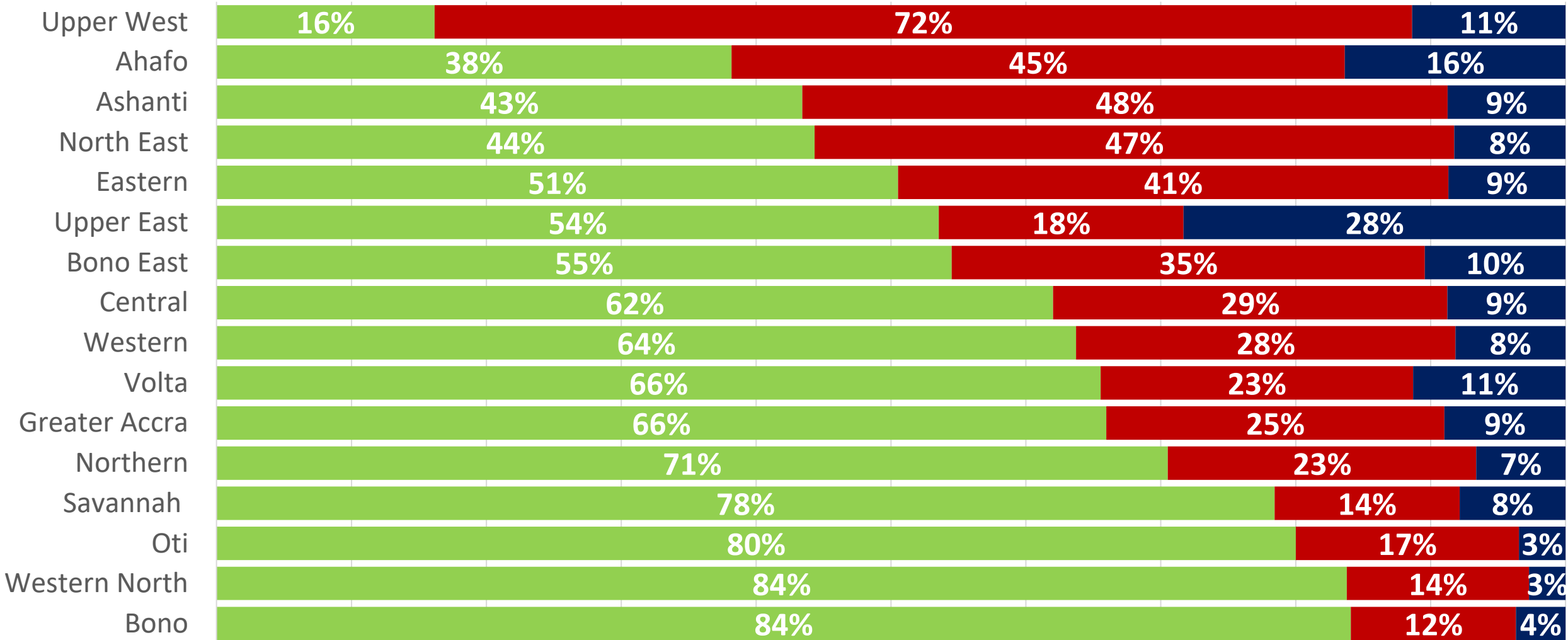
Analytics . Polls . Modelling

Do you support the decision by parliament of Ghana to approve the anti-LGBTQ+ law?



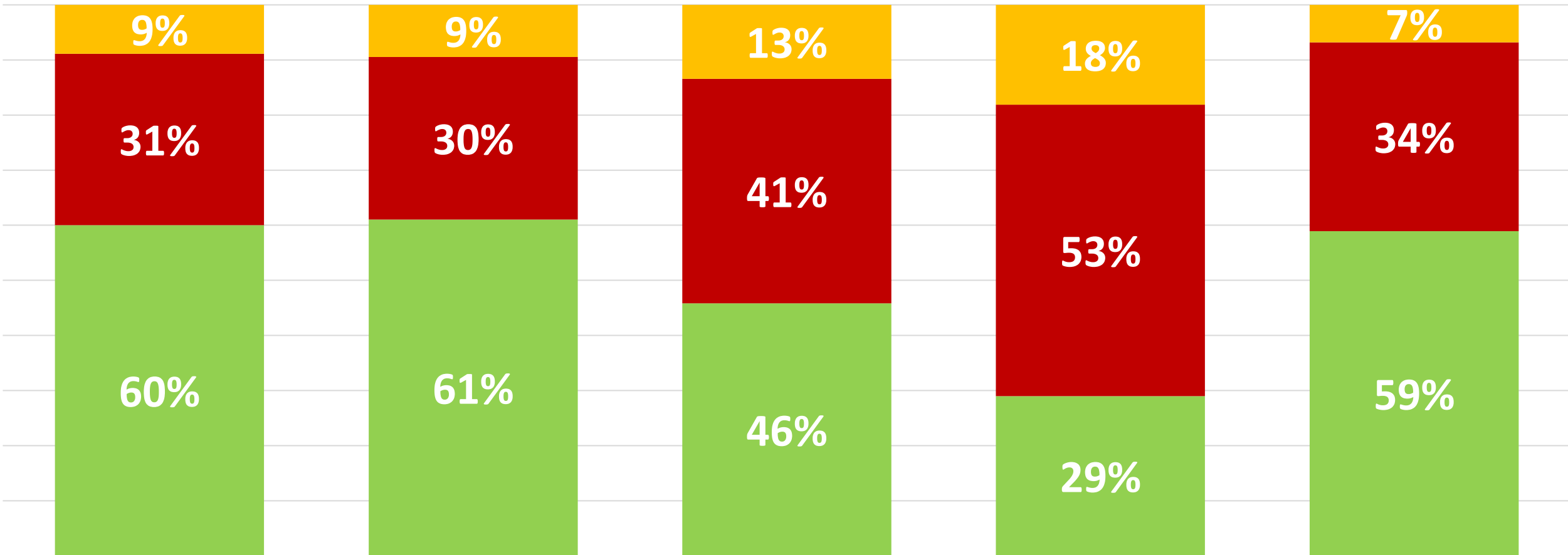
■ Yes ■ No ■ No opinion

Support decision by parliament of Ghana to approve the anti-LGBTQ+ law-Region



■ Yes
 ■ No
 ■ No opinion

Support for decision by parliament to approve the anti-LGBTQ+ law-Religion



Christianity

Islam

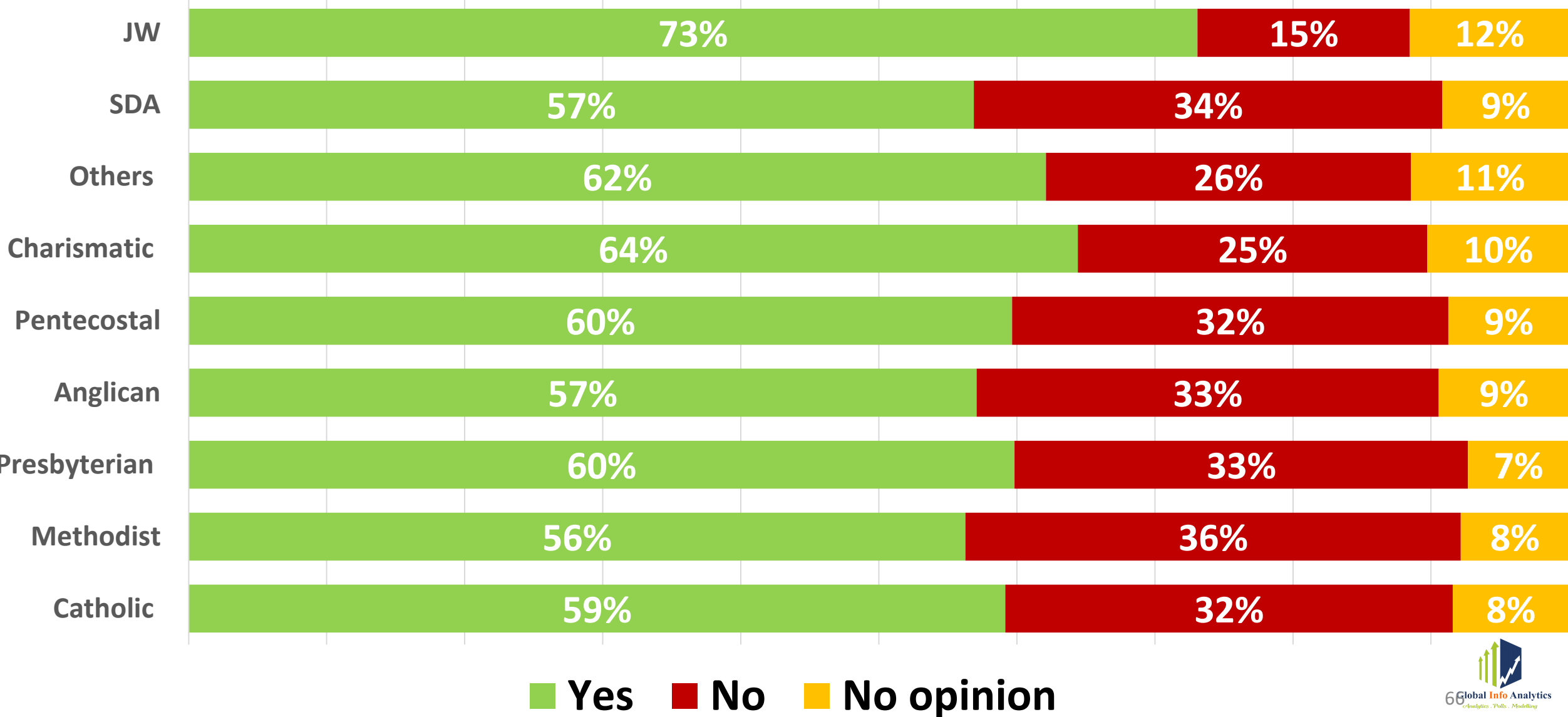
Traditional

Others

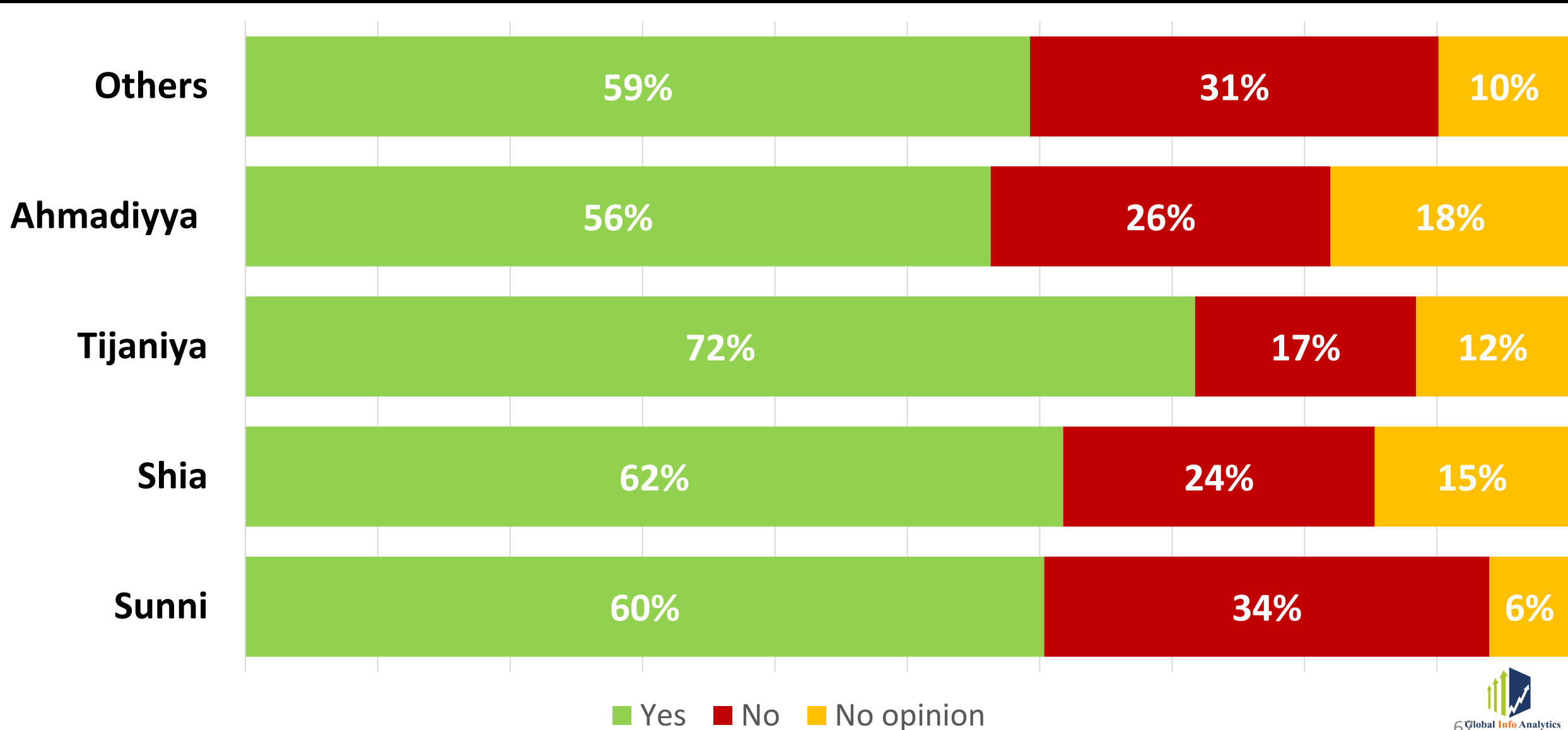
Non-religious

Yes No No opinion

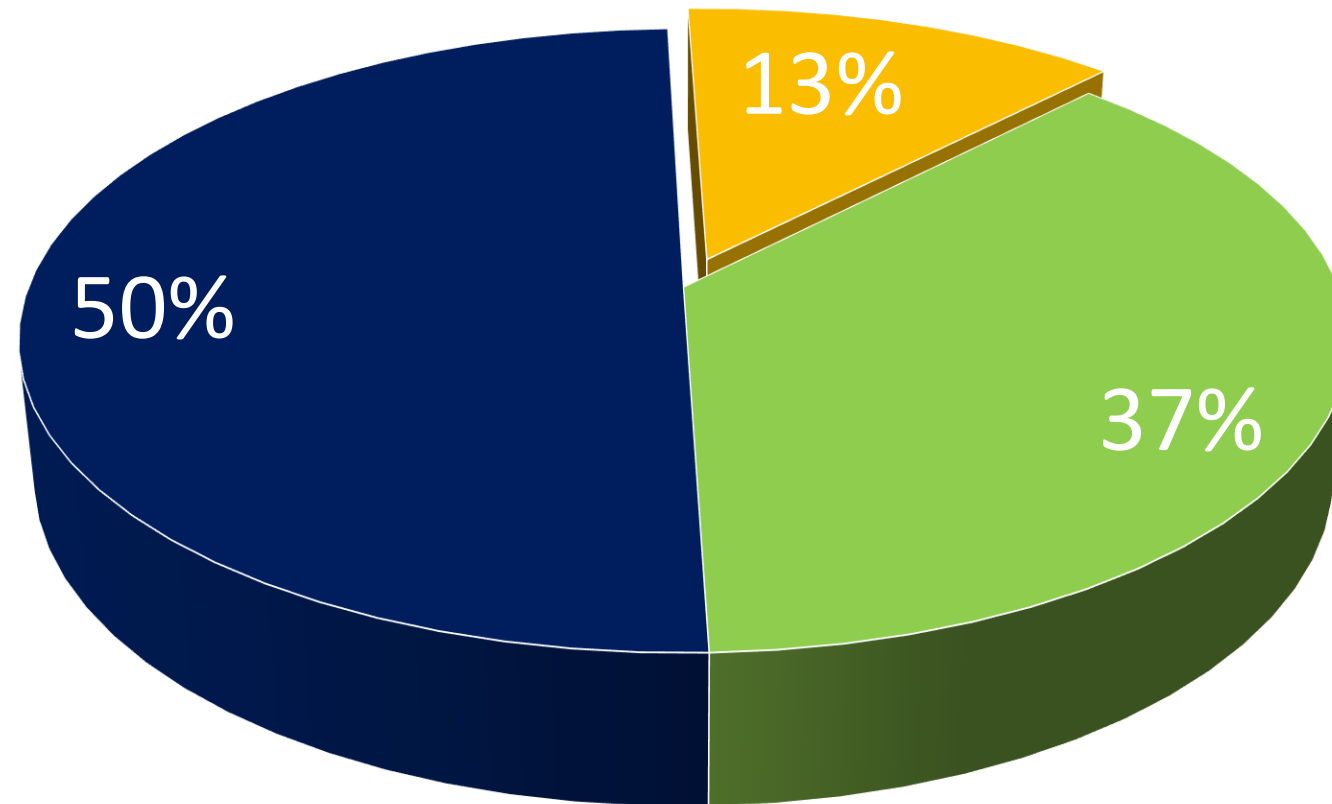
Support decision by parliament of Ghana to approve the anti-LGBTQ+ law-Christian Denominations



Support decision by parliament of Ghana to approve the anti - LGBTQ+ law-Islamic Sects

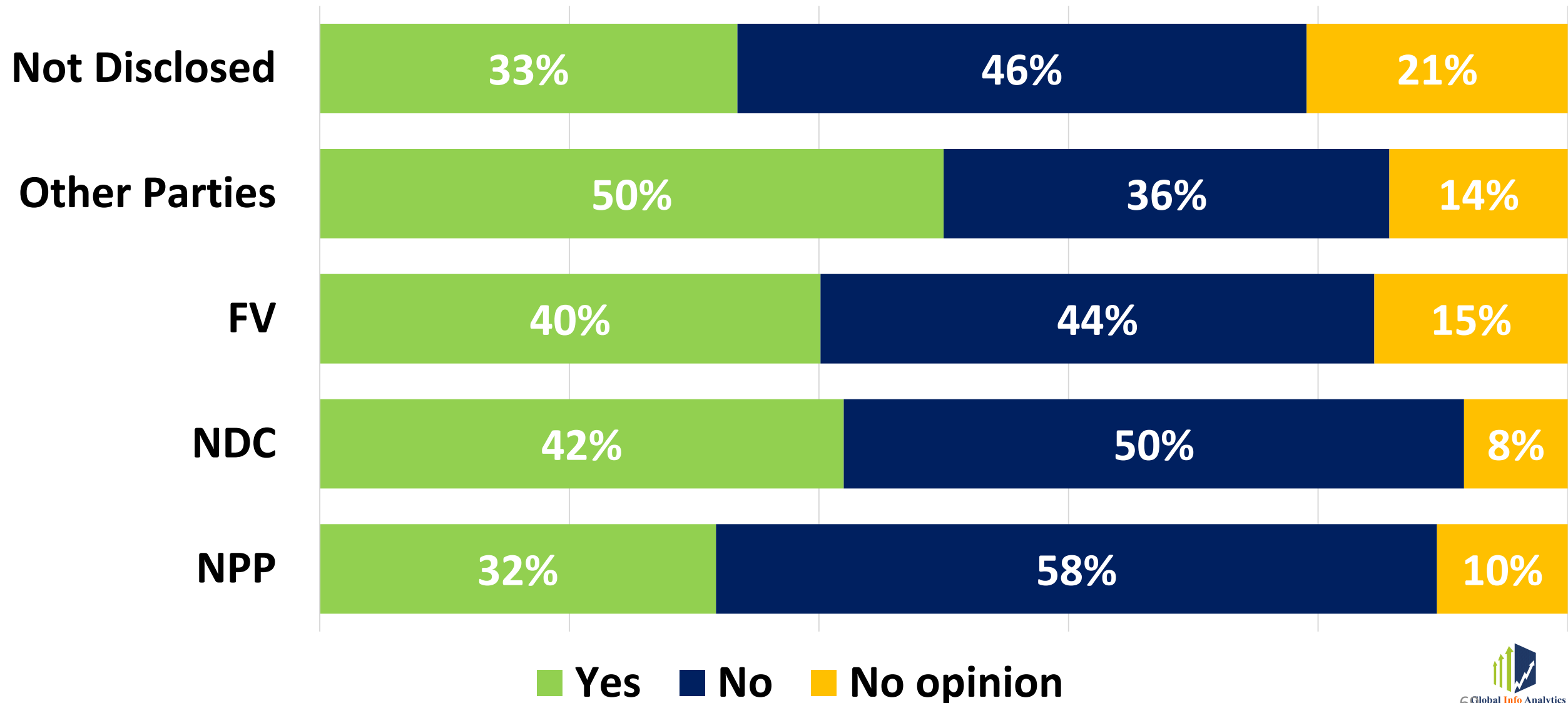


If the president does not assent to the bill will that influence how you vote in the December elections?

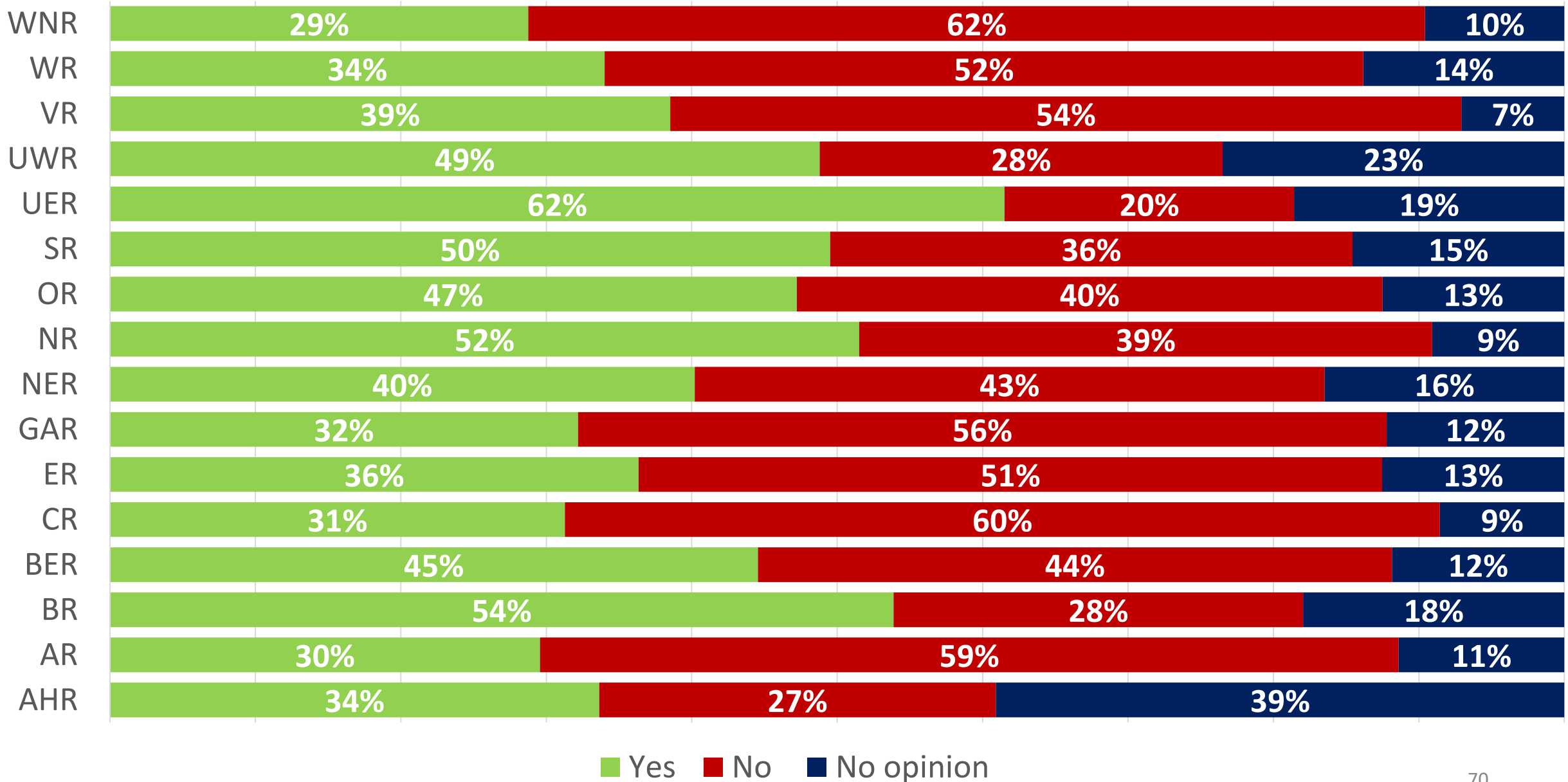


■ Yes ■ No ■ No opinion

If the president does not assent to the bill, will that influence how you vote in the December elections? Party Affiliations



Vote Influence- Regions





Global Info Analytics
Analytics . Polls . Modelling

Mr Mussa K. Dankwah
Head of Global Research
Global InfoAnalytics Limited
Accra, Ghana

Emails: Enquiries@globalinfoanalytics.com
m.dankwah@globalinfoanalytics.com
<http://globalinfoanalytics.com>

LinkedIn: <https://www.linkedin.com/in/mussa-dankwah-72797048/>

Contact: +233 265 44 1 450